

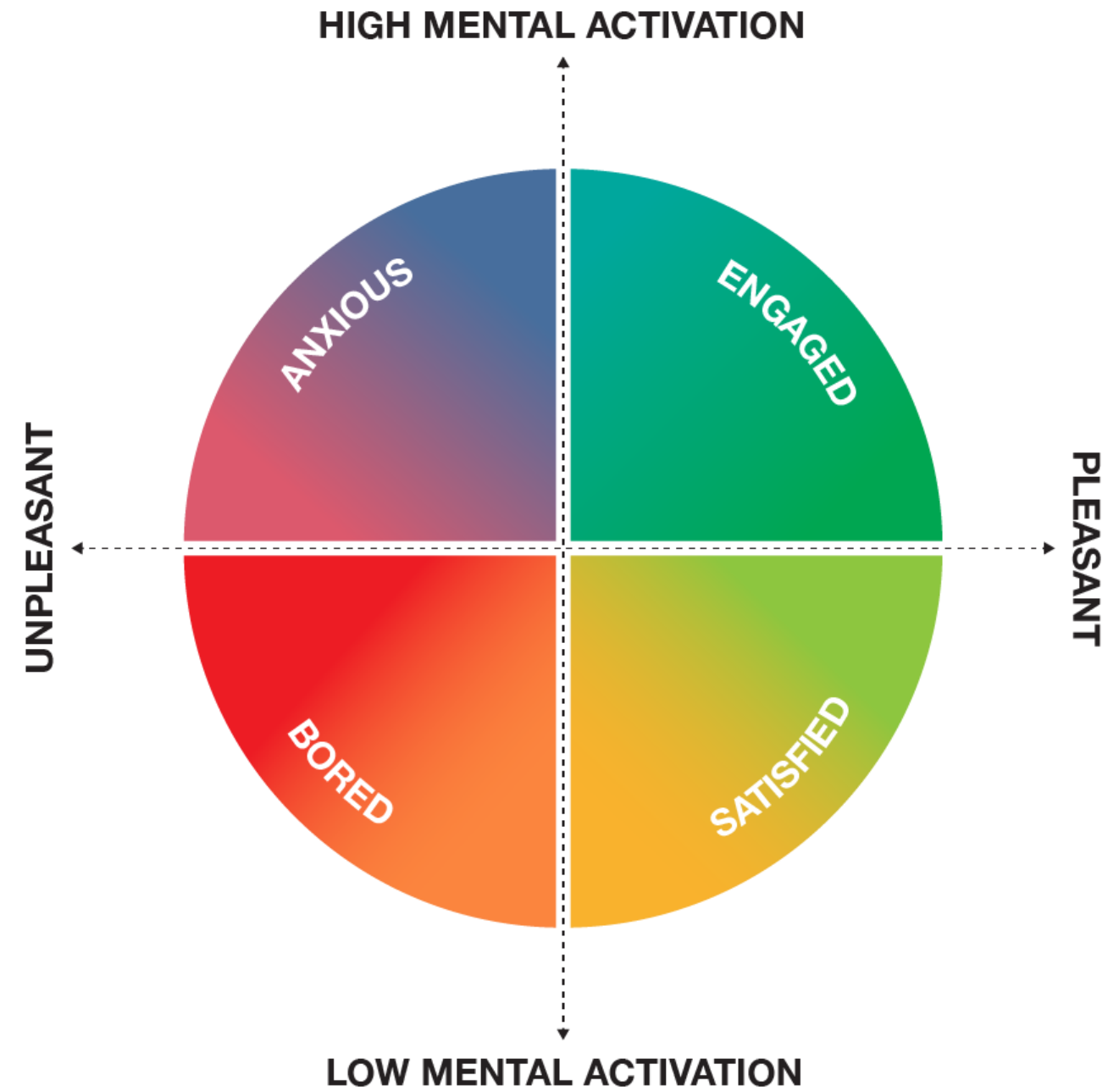


Executive pack

Employee survey

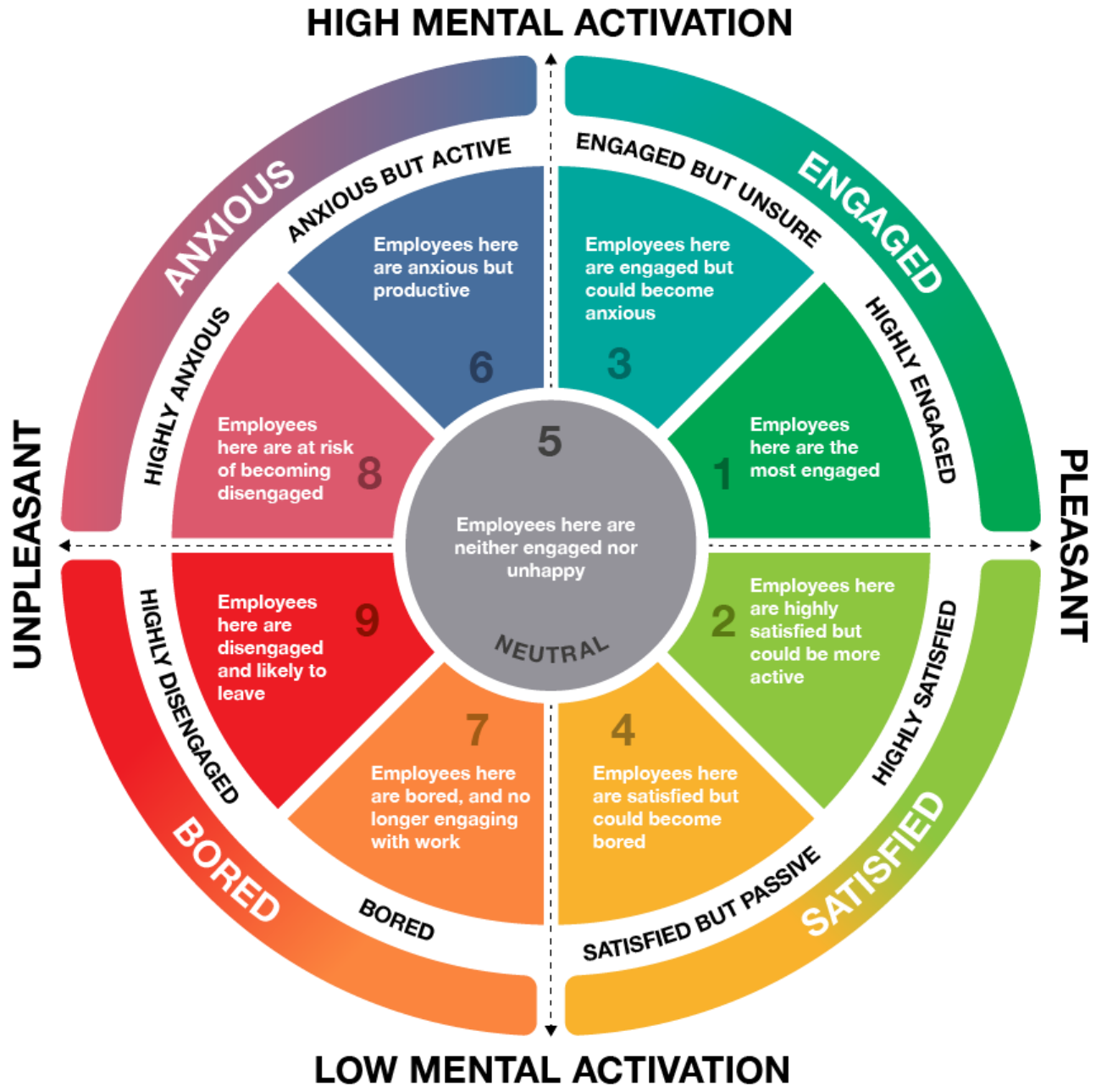
Survey distributed 6th March 2025 until 7th April 2025

Engagement vs Satisfaction



Russell's Circumplex Theory of Affect (1980)

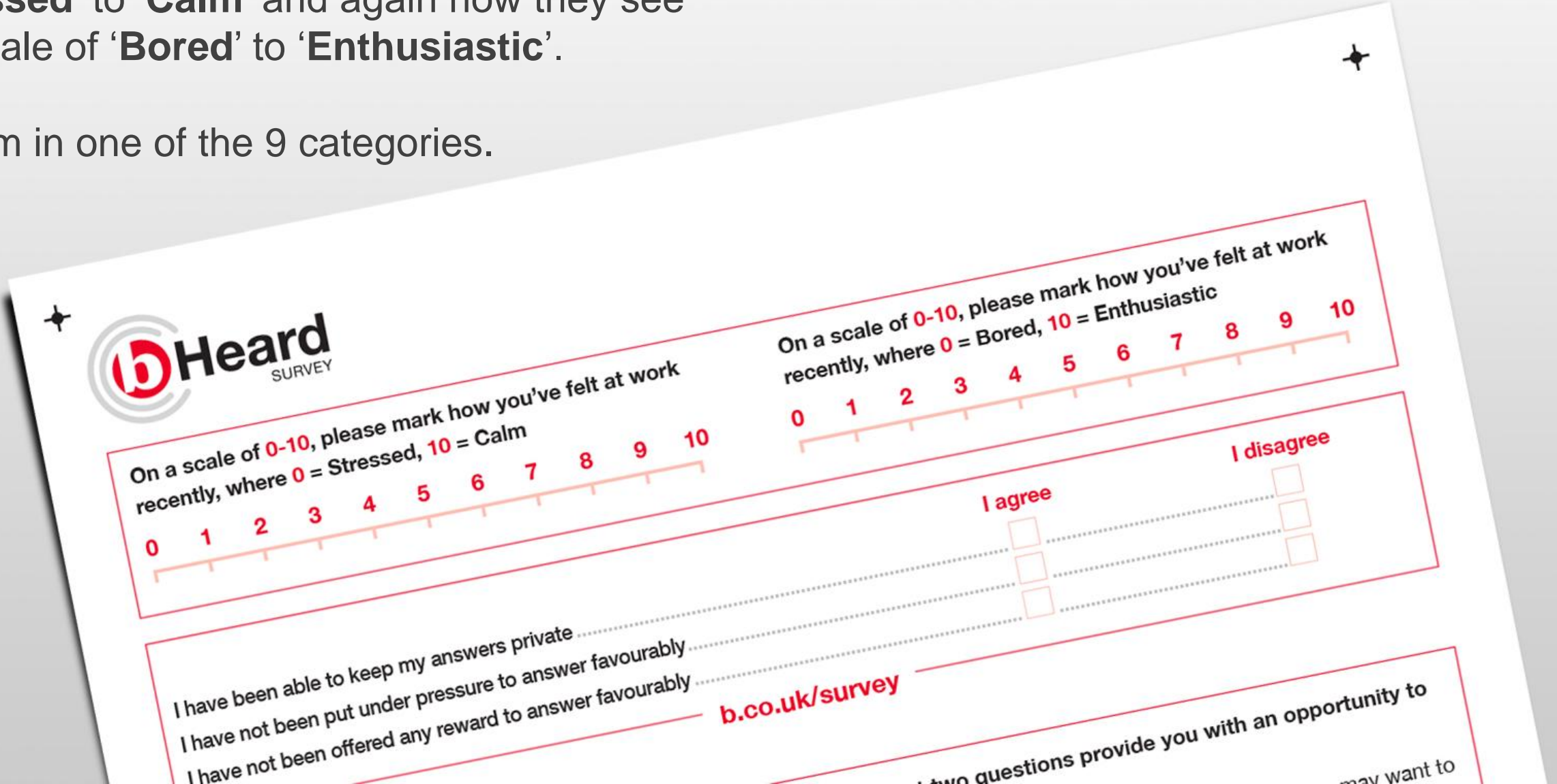
Our Circumplex Model



How is this measured?

As part of the b-Heard survey, we ask all respondents to place themselves on two axis on a scale of 0 to 10. We ask how they are on a scale of 'Stressed' to 'Calm' and again how they see themselves on a scale of 'Bored' to 'Enthusiastic'.

The results put them in one of the 9 categories.



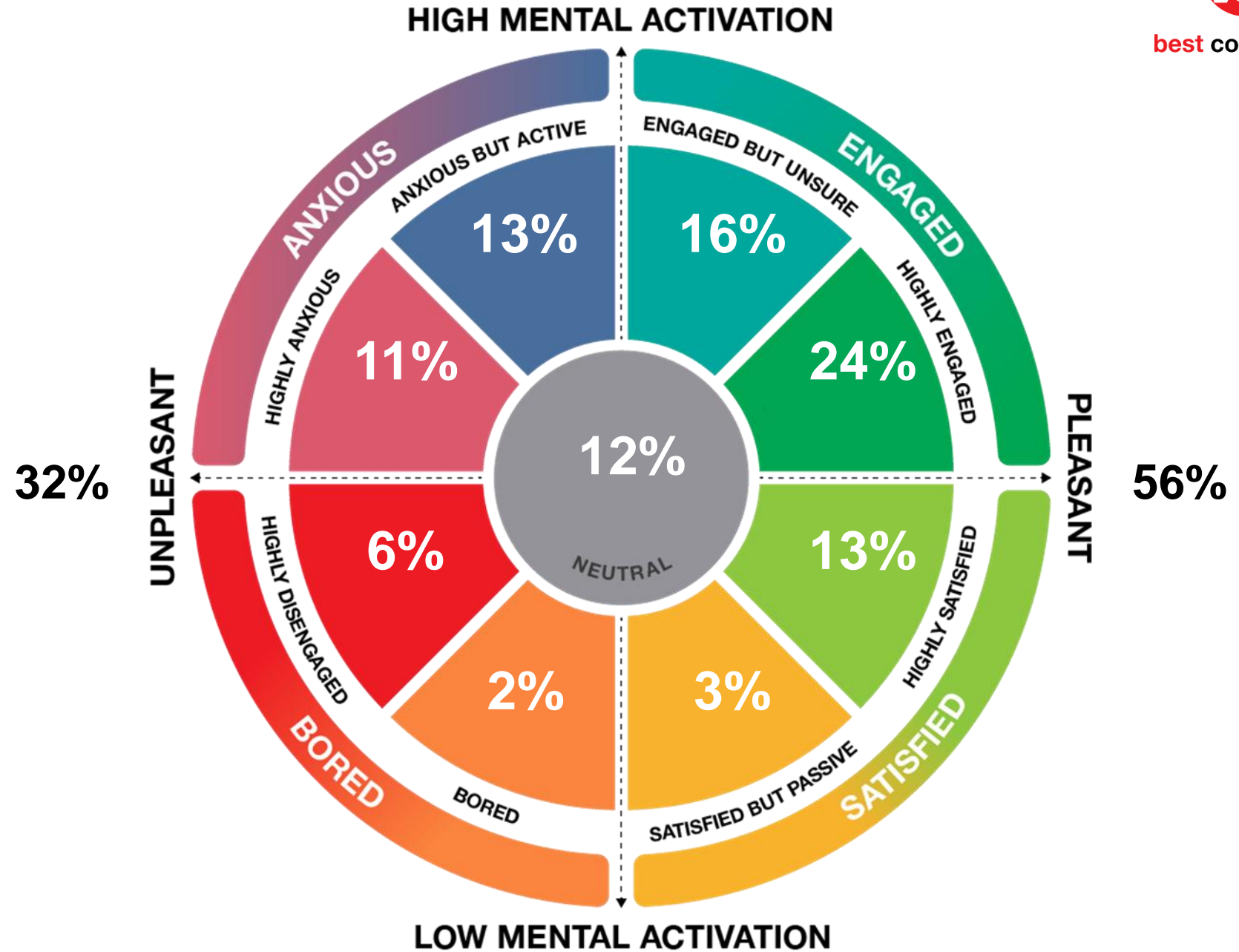
Company Name



Response Rate
71.80% (3503/4879)

Employee Responses
Percentages/Numbers Guide

2%	71
3%	105
6%	210
11%	385
12%	420
13%	455
16%	560
24%	840
32%	1120
56%	1961



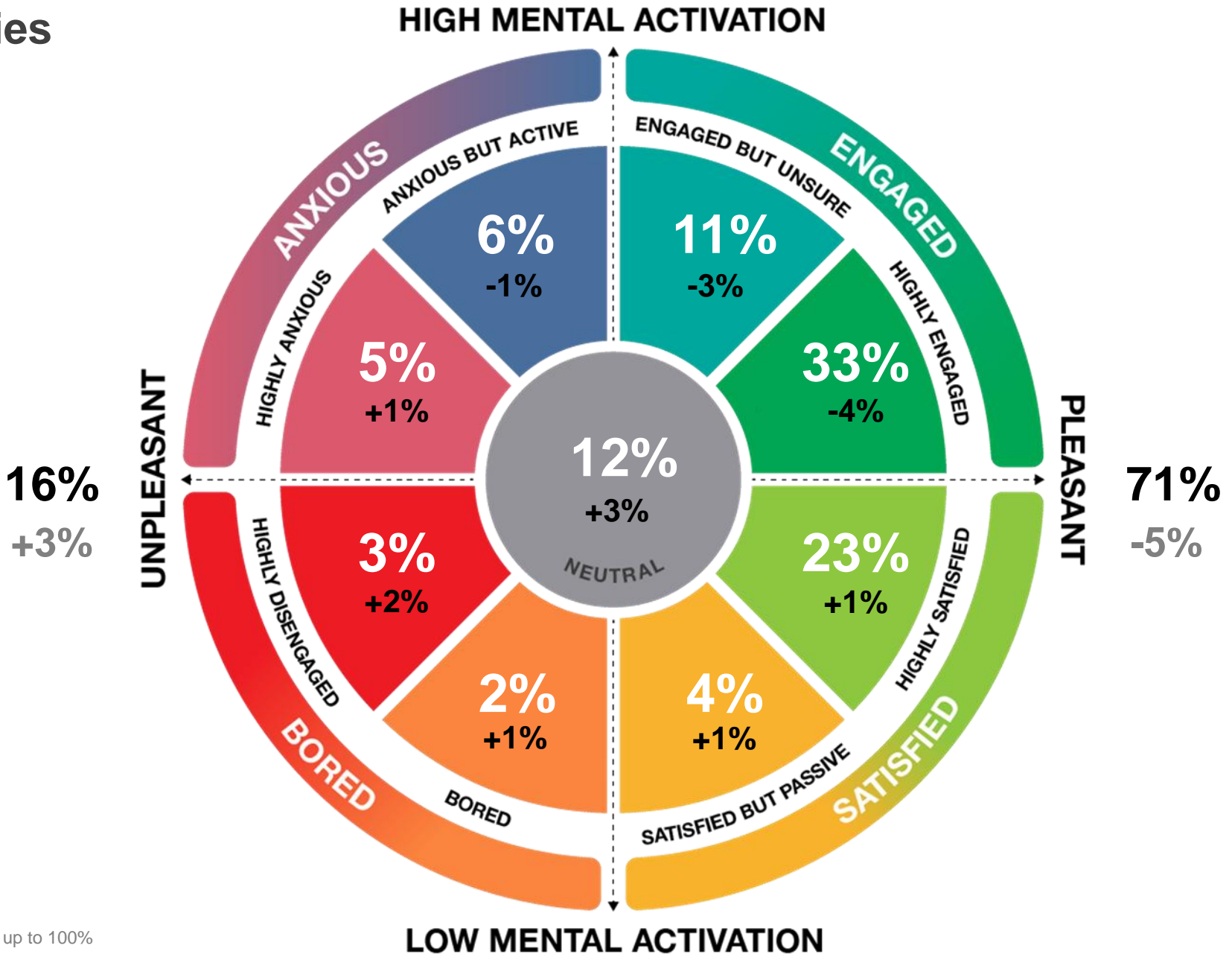
Due to rounding, percentages may not add up to 100%

Congratulations...



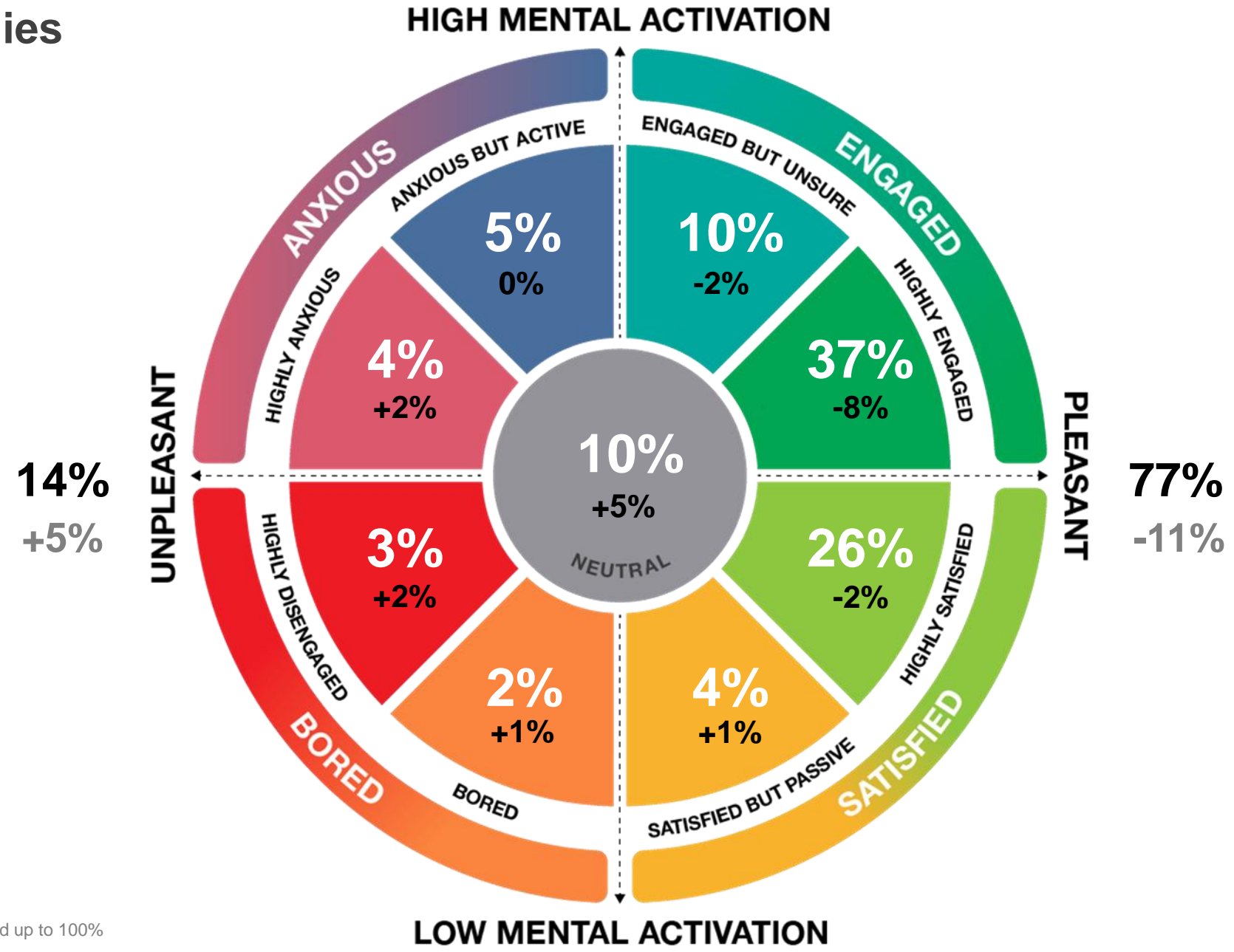
You have achieved our 2 Star status and
are officially an Outstanding
Company to Work For

Company Name vs 2 Star Companies



Due to rounding, percentages may not add up to 100%

Company Name vs 3 Star Companies

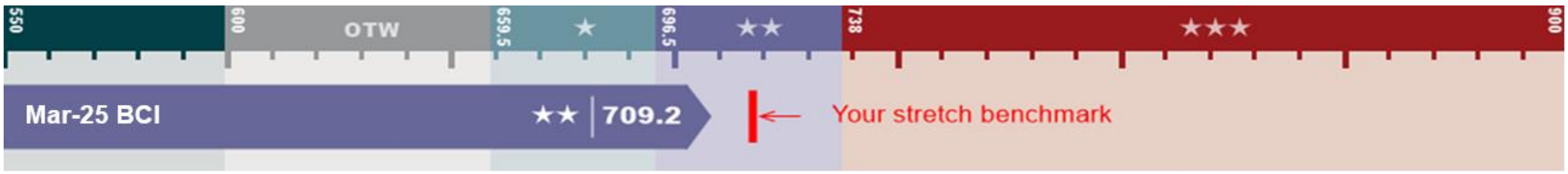


Due to rounding, percentages may not add up to 100%



Engagement Scores & Response Rate

Company Name Overall



Survey	No. of Responses
Company Name Mar-25	71.80% (3503/4879)
Big Companies Average, Accreditation 2024	63.83%

Leader & Senior Management Definitions



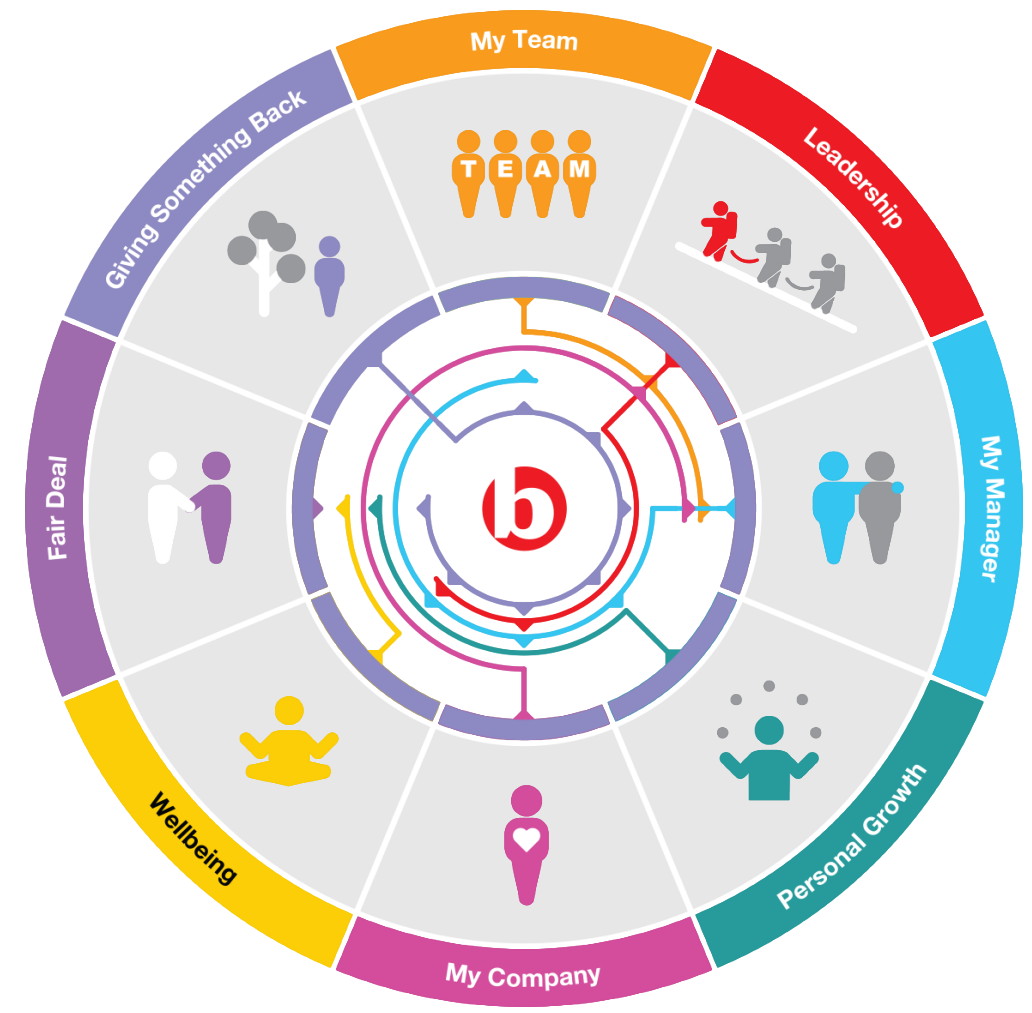
Leadership

How employees feel about the head of the organisation, senior management and the organisation's values and principles.

“Leader of this organisation” - CEO Name

“Senior Management” - Director(s) Name

The 8 Factors and the Impact on Organisational Health





Company Name vs. 2 Star Companies 2024

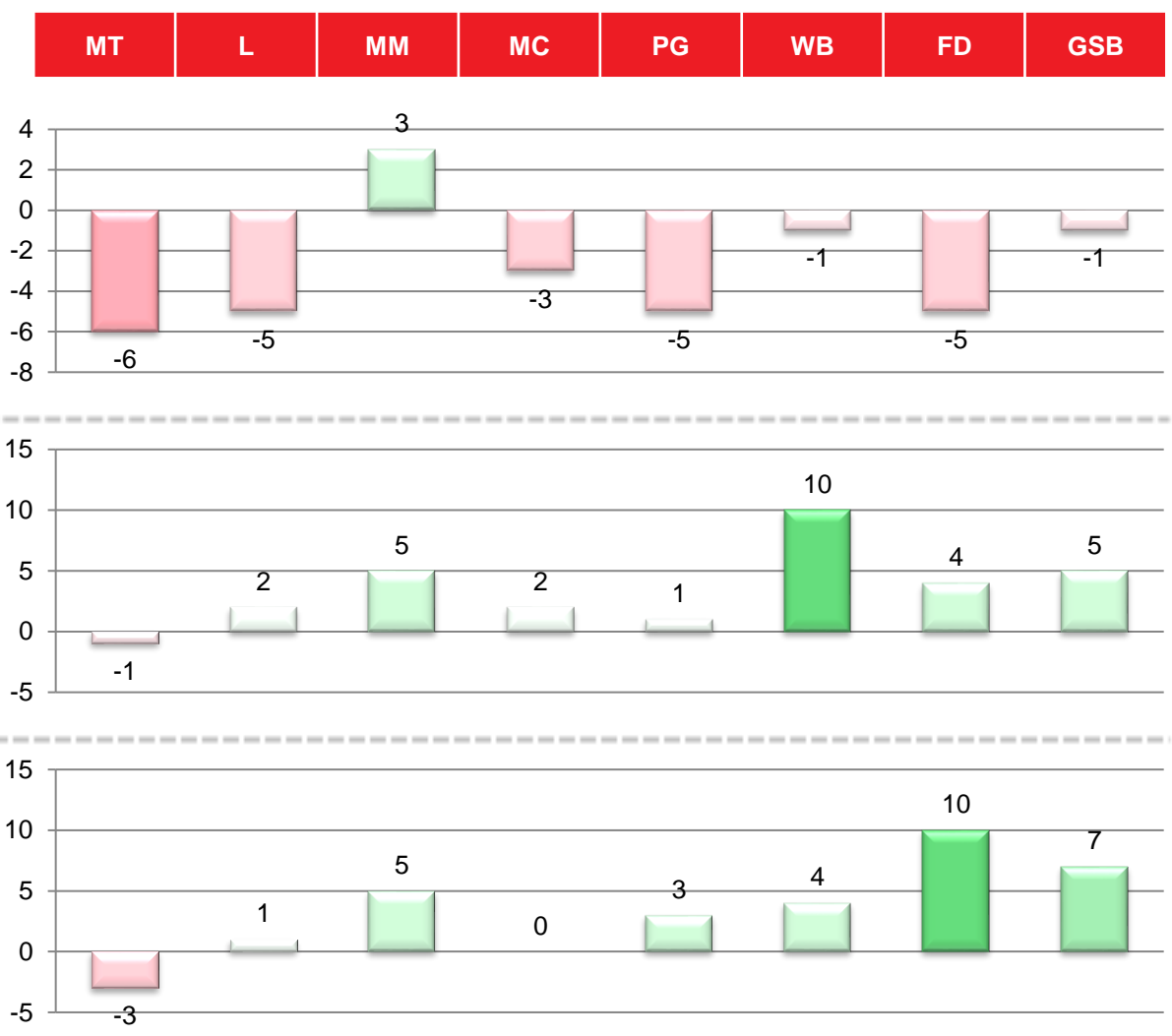
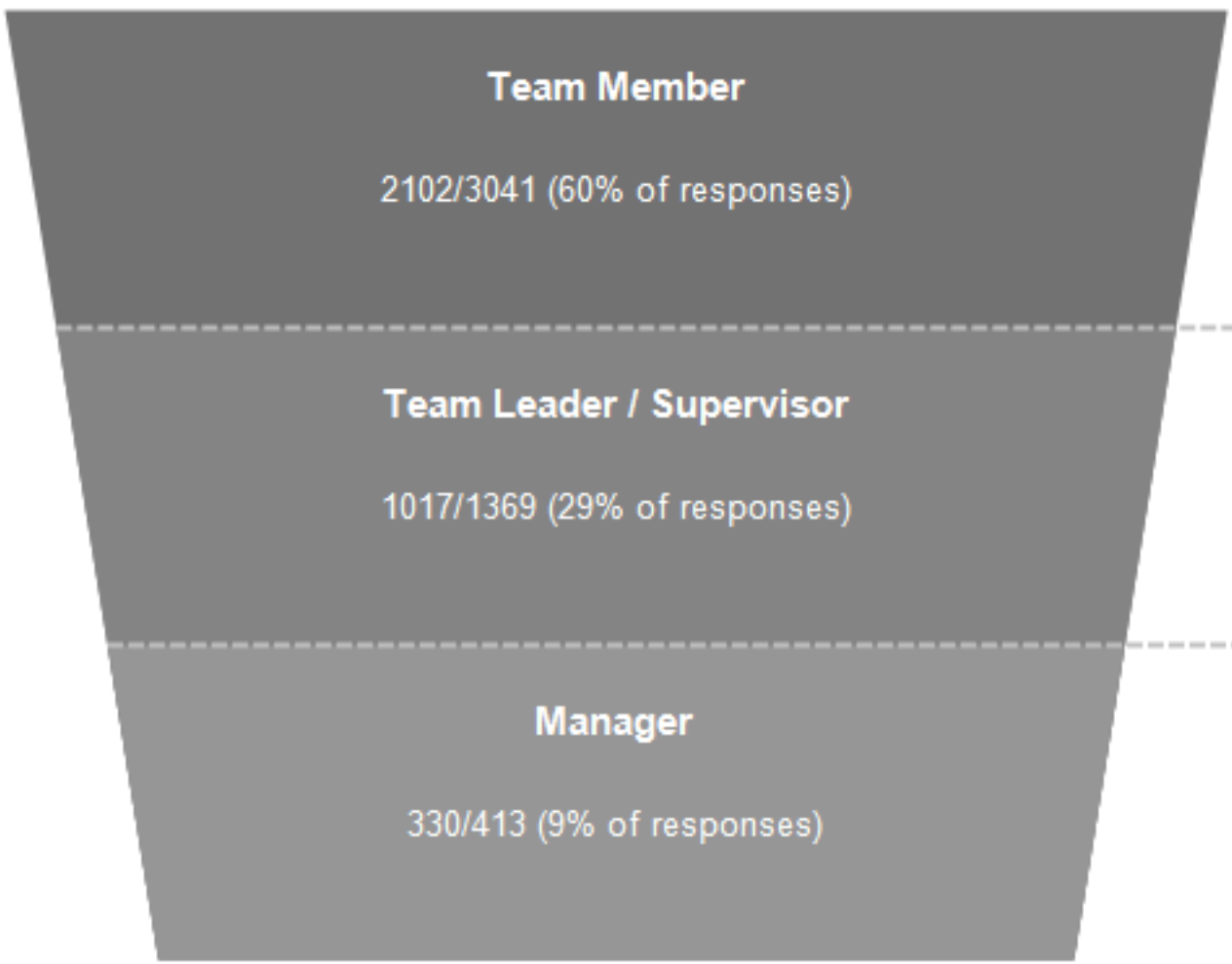


Job Grades

Job Grade	Number of Responses	Percentage of Responses
Team Member	2102/3041	69%
Team Leader/Supervisor	1017/1369	74%
Manager	330/413	80%
Senior Manager	47/49	96%
Director	7/7	100%

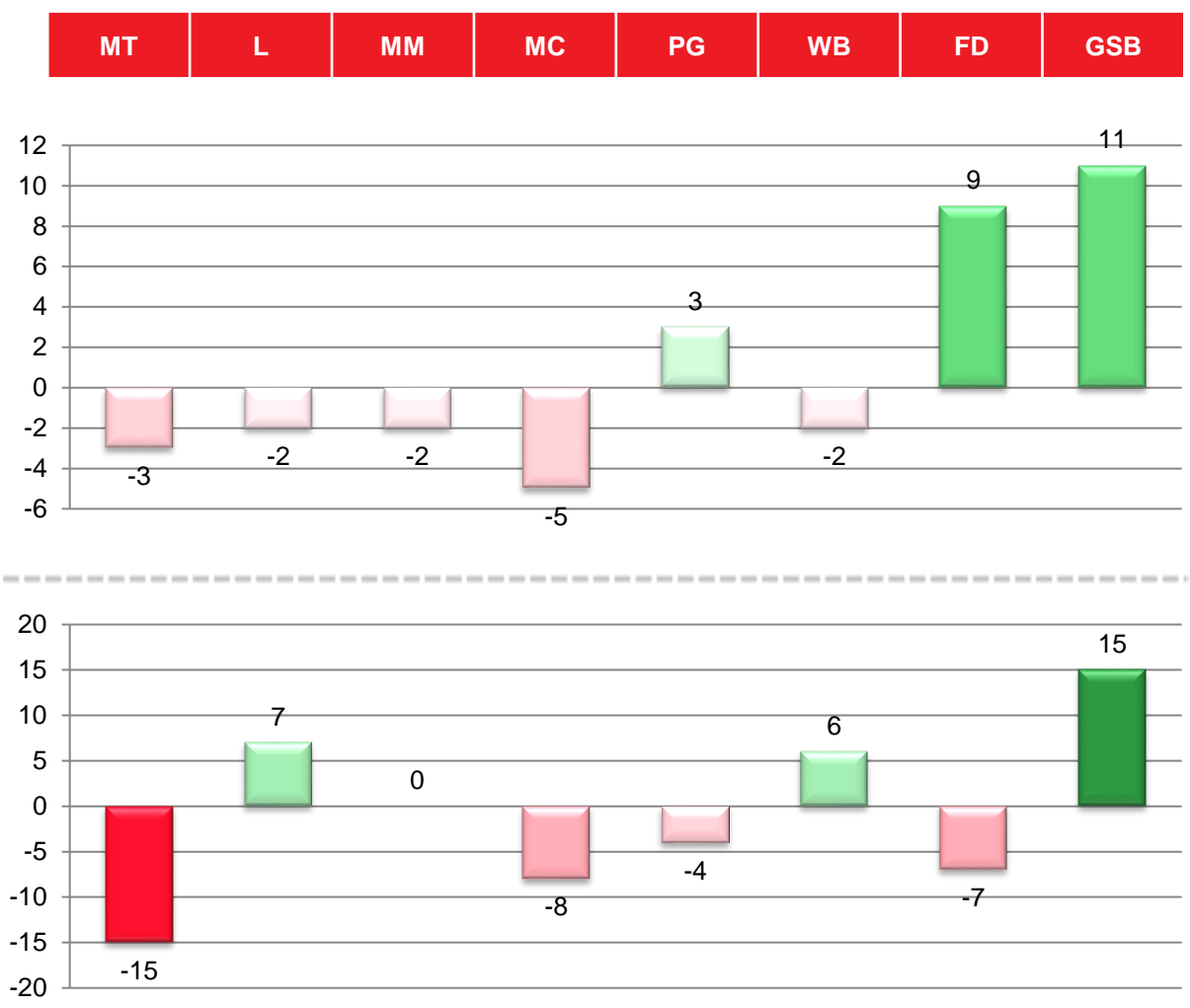
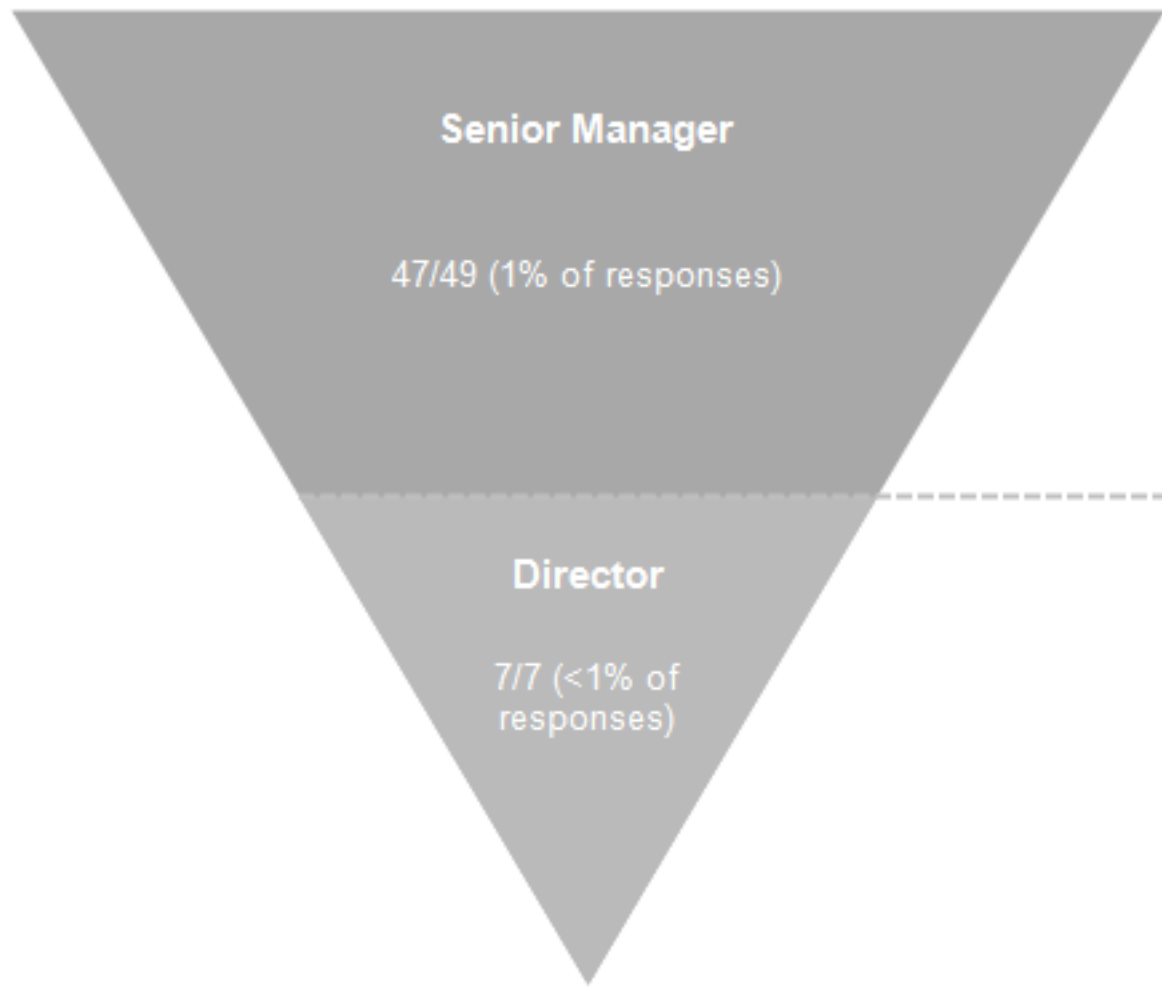


Job Grade breakdown vs. 2 Star Companies 2024

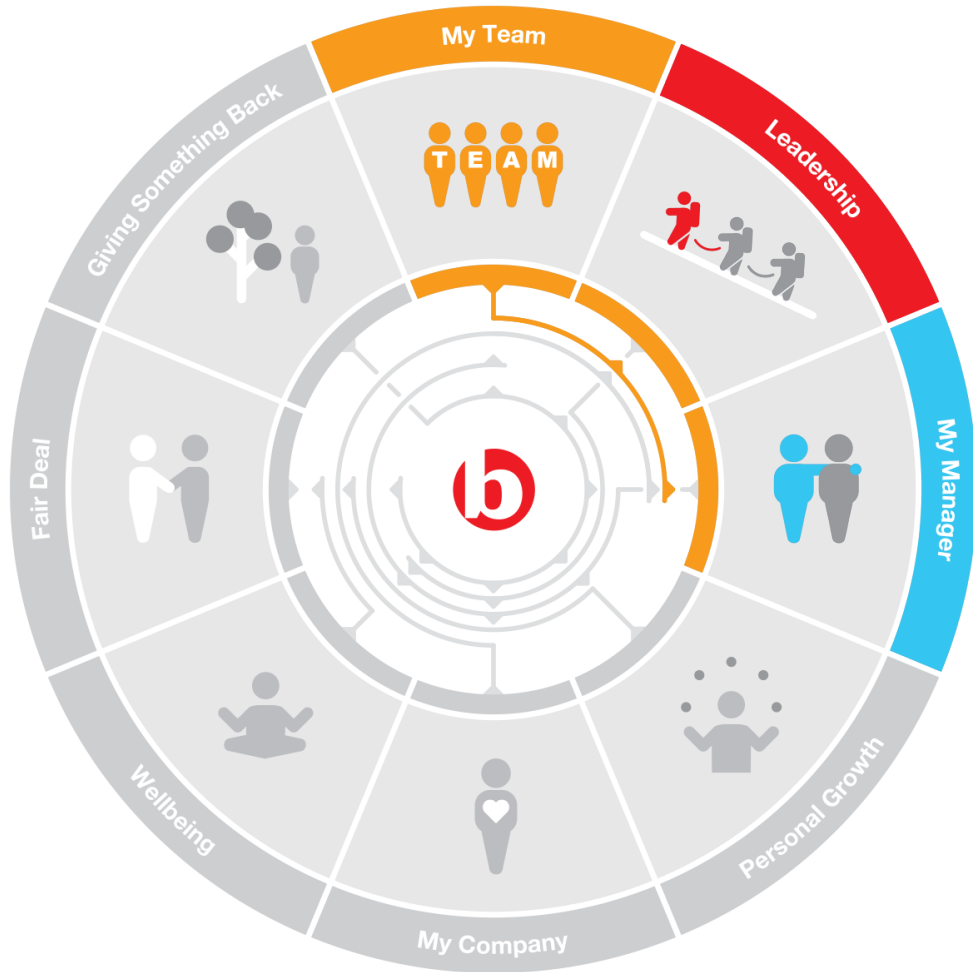




Job Grade breakdown vs. 2 Star Companies 2024



The 8 Factors and the Impact on Organisational Health



Pillar 1 - Build and Maintain **Cohesive Teams** that **Collaborate**



best companies™

My Team vs Benchmarks (1 of 2)

Question	Team Member (2102/3041)		Team Leader/ Supervisor (1017/1369)		Manager (330/413)	
	Mar 2025 Score	vs. Ones to Watch Companies TM	Mar 2025 Score	vs. Ones to Watch Companies TL/S	Mar 2025 Score	vs. Ones to Watch Companies Mgr
People in my team go out of their way to help me	5.47	1	5.44	2	5.76	2
I feel a strong sense of family in my team	5.18	0	5.35	-1	6.02	8
My team is fun to work with	5.20	-7	5.17	-8	5.75	0
People in our team don't care much for each other	5.53	0	5.66	1	6.38	8
Power struggles within my team have a negative impact	4.95	4	5.28	8	5.45	5



best companies™

My Team vs Benchmarks (2 of 2)

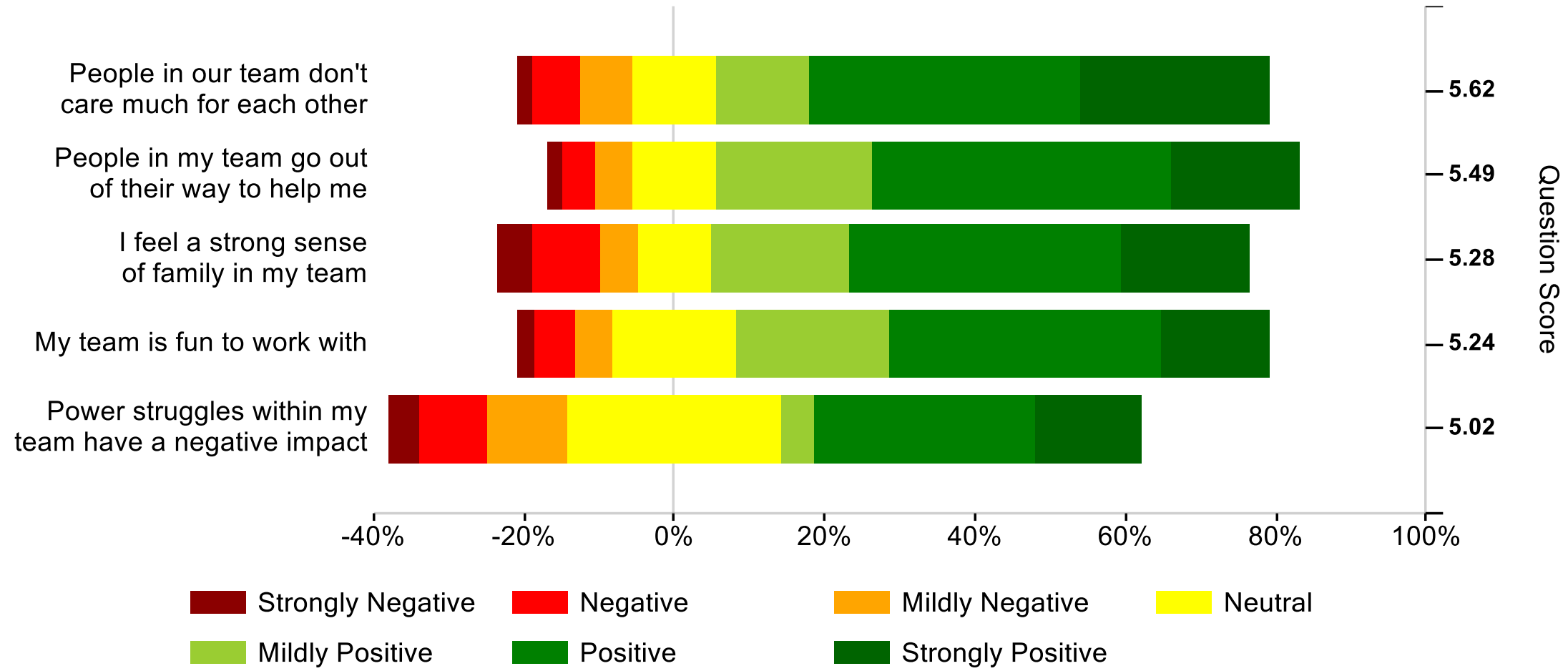
Question
People in my team go out of their way to help me
I feel a strong sense of family in my team
My team is fun to work with
People in our team don't care much for each other
Power struggles within my team have a negative impact

Senior Manager (47/49)	
Mar 2025 Score	vs. Ones to Watch Companies SM
5.45	-7
5.67	-3
5.37	-10
6.04	-2
5.40	-1

Director (7/7)	
Mar 2025 Score	vs. Ones to Watch Companies Dir
6.43	8
6.47	9
6.13	2
5.89	-4
4.74	-11

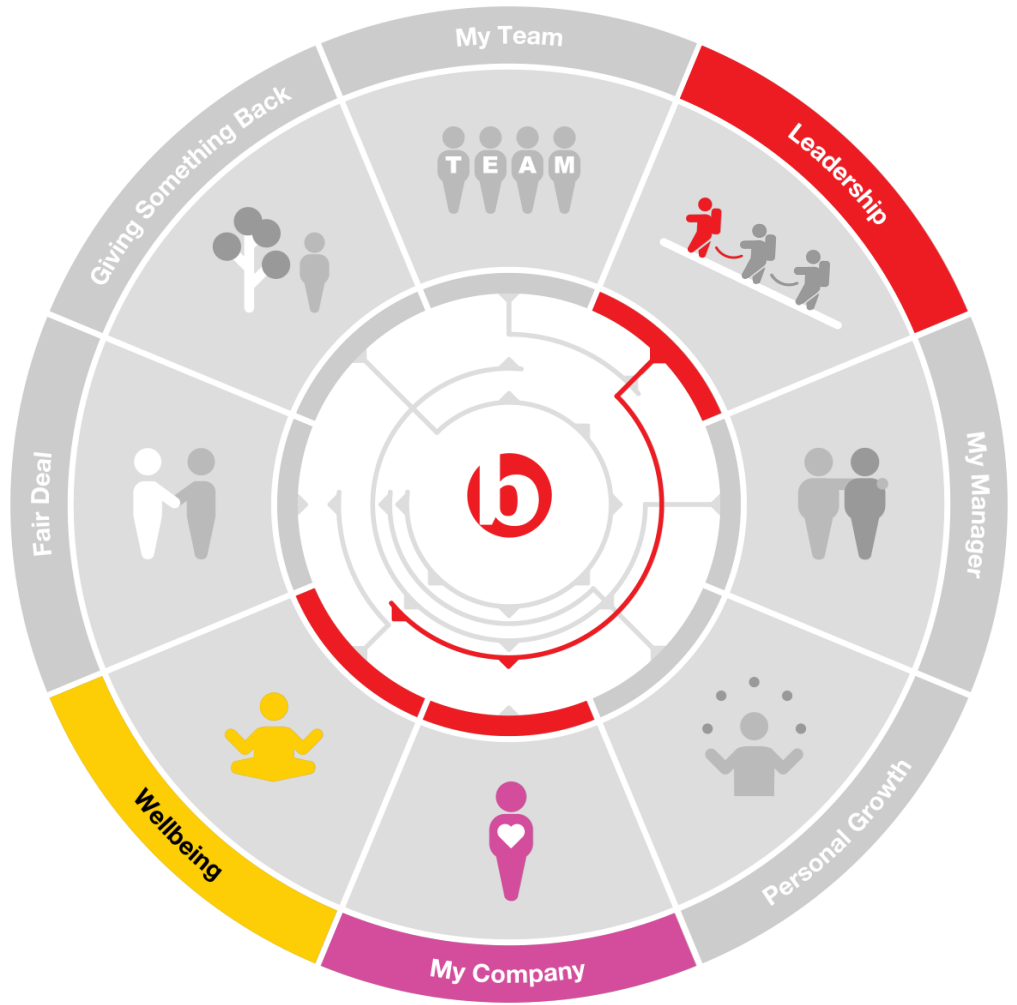


My Team Heatmap



* Responses available on heatmap are from all job grades combined

The 8 Factors and the Impact on Organisational Health



Pillar 2 - Create and Communicate **Organisational Clarity**



best companies™

Leadership vs Benchmarks (1 of 2)

Question
I am inspired by the person leading this organisation
I have confidence in the leadership skills of the senior management team
The leader of this organisation runs this organisation based on sound moral principles
Senior managers of this organisation do a lot of telling but not much listening
Senior managers truly live the values of this organisation
This organisation is run on strong values / principles

Team Member (2102/3041)	
Mar 2025 Score	vs. Ones to Watch Companies TM
4.84	4
4.51	-5
4.95	0
4.18	-1
4.36	-3
5.03	-2

Team Leader/ Supervisor (1017/1369)	
Mar 2025 Score	vs. Ones to Watch Companies TL/S
5.41	9
5.02	3
5.36	5
4.57	6
5.02	7
5.67	8

Manager (330/413)	
Mar 2025 Score	vs. Ones to Watch Companies Mgr
5.65	10
5.75	14
5.71	6
5.17	10
5.26	10
5.72	7



Leadership vs Benchmarks (2 of 2)

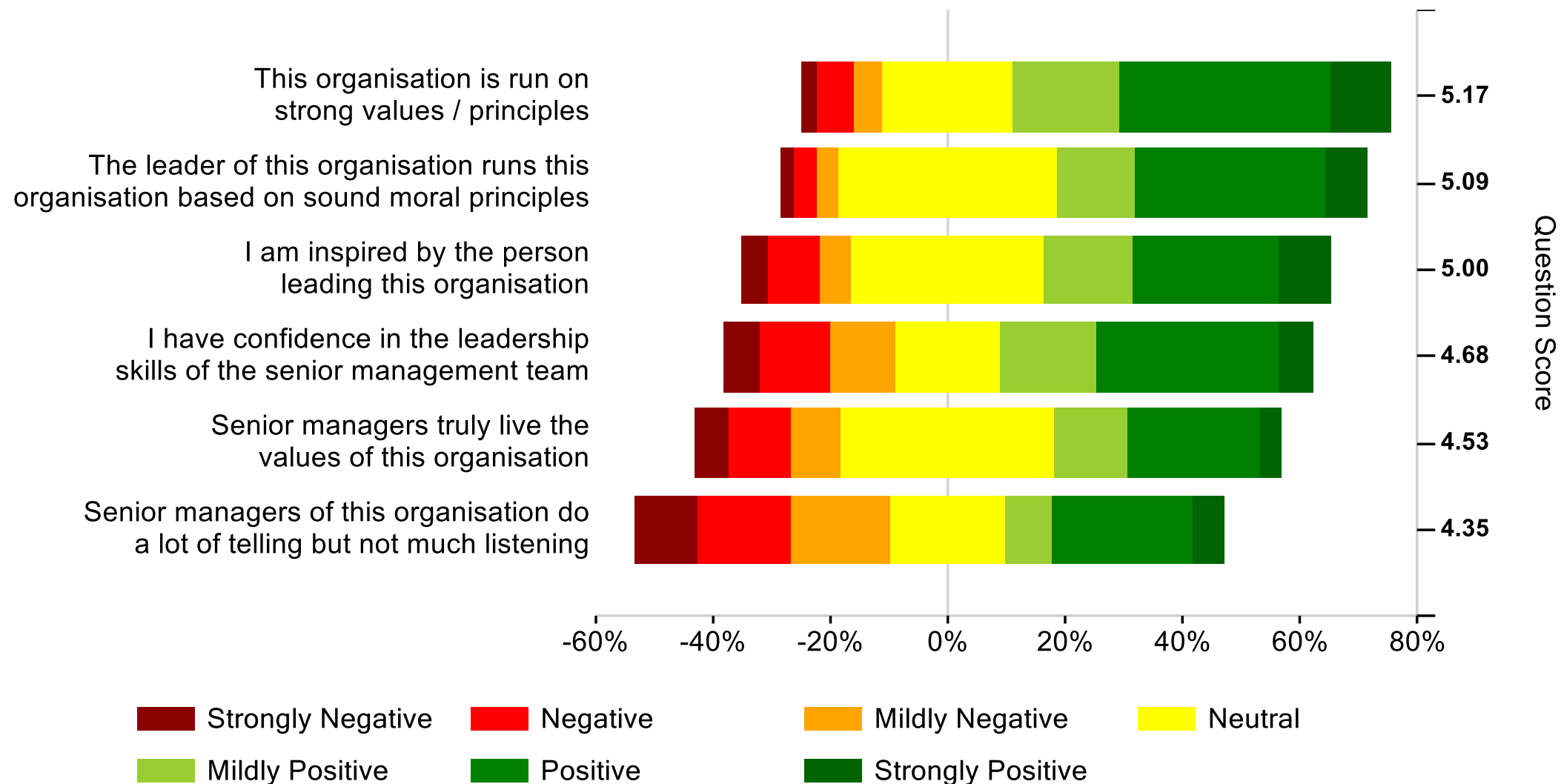
Question
I am inspired by the person leading this organisation
I have confidence in the leadership skills of the senior management team
The leader of this organisation runs this organisation based on sound moral principles
Senior managers of this organisation do a lot of telling but not much listening
Senior managers truly live the values of this organisation
This organisation is run on strong values / principles

Senior Manager (47/49)	
Mar 2025 Score	vs. Ones to Watch Companies SM
6.00	10
5.65	7
6.22	10
5.61	8
5.66	10
5.85	4

Director (7/7)	
Mar 2025 Score	vs. Ones to Watch Companies Dir
6.84	16
5.71	-5
6.82	11
6.13	4
6.19	6
6.71	11

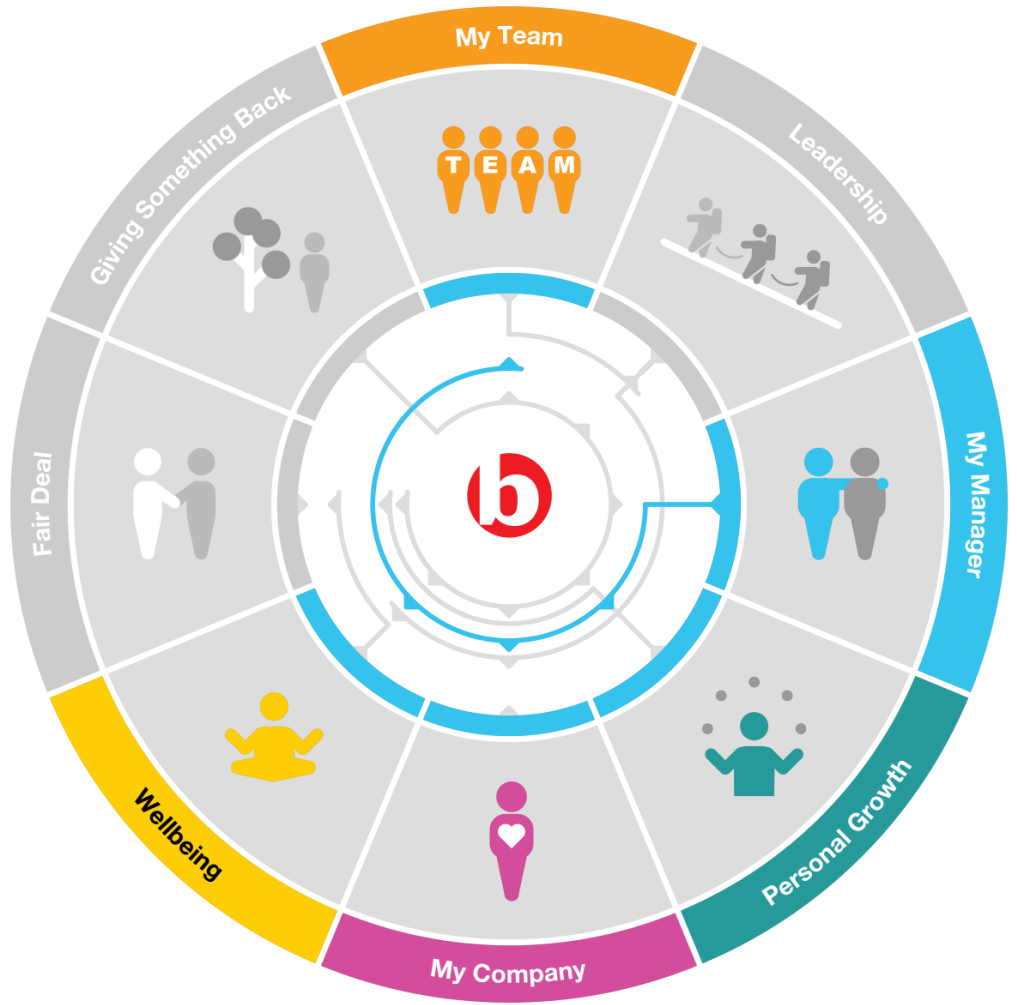


Leadership Heatmap



* Responses available on heatmap are from all job grades combined

The 8 Factors and the Impact on Organisational Health



Pillar 3 - Over Communicate Clarity via **Managers**

My Manager vs Benchmarks (1 of 4)

Question	Team Member (2102/3041)		Team Leader/ Supervisor (1017/1369)		Manager (330/413)	
	Mar 2025 Score	vs. Ones to Watch Companies TM	Mar 2025 Score	vs. Ones to Watch Companies TL/S	Mar 2025 Score	vs. Ones to Watch Companies Mgr
My manager cares about how satisfied I am in my job	5.03	-2	5.40	2	5.72	6
I feel that I lack support from my manager	5.38	2	5.67	6	6.06	11
My manager regularly expresses their appreciation when I do a good job	5.34	3	5.76	10	5.81	9
I feel that my manager talks openly and honestly with me	5.45	0	6.00	6	6.11	5
My manager cares about me as an individual	5.38	0	5.94	8	5.66	0
My manager helps me to fulfil my potential	5.08	3	5.52	8	5.77	11

My Manager vs Benchmarks (2 of 4)

Question
My manager cares about how satisfied I am in my job
I feel that I lack support from my manager
My manager regularly expresses their appreciation when I do a good job
I feel that my manager talks openly and honestly with me
My manager cares about me as an individual
My manager helps me to fulfil my potential

Senior Manager (47/49)	
Mar 2025 Score	vs. Ones to Watch Companies SM
6.01	8
6.12	9
5.83	6
6.32	5
6.20	6
5.31	0

Director (7/7)	
Mar 2025 Score	vs. Ones to Watch Companies Dir
6.71	13
6.89	14
5.56	-2
6.79	10
5.86	-4
6.37	10

My Manager vs Benchmarks (3 of 4)

Question	Team Member (2102/3041)		Team Leader/ Supervisor (1017/1369)		Manager (330/413)	
	Mar 2025 Score	vs. Ones to Watch Companies TM	Mar 2025 Score	vs. Ones to Watch Companies TL/S	Mar 2025 Score	vs. Ones to Watch Companies Mgr
My manager is an excellent role model for me	5.18	5	5.90	14	5.62	7
My manager shares important knowledge and information with me	5.34	5	5.63	7	6.05	11
I have confidence in the leadership skills of my manager	5.26	0	6.06	11	6.04	9
My manager does a lot of telling but not much listening	5.07	0	5.40	4	5.69	7
My manager motivates me to give my best every day	5.02	5	5.49	11	5.40	9
My manager would be quick to respond if I showed signs of being under too much pressure	5.06	2	5.63	9	5.55	8

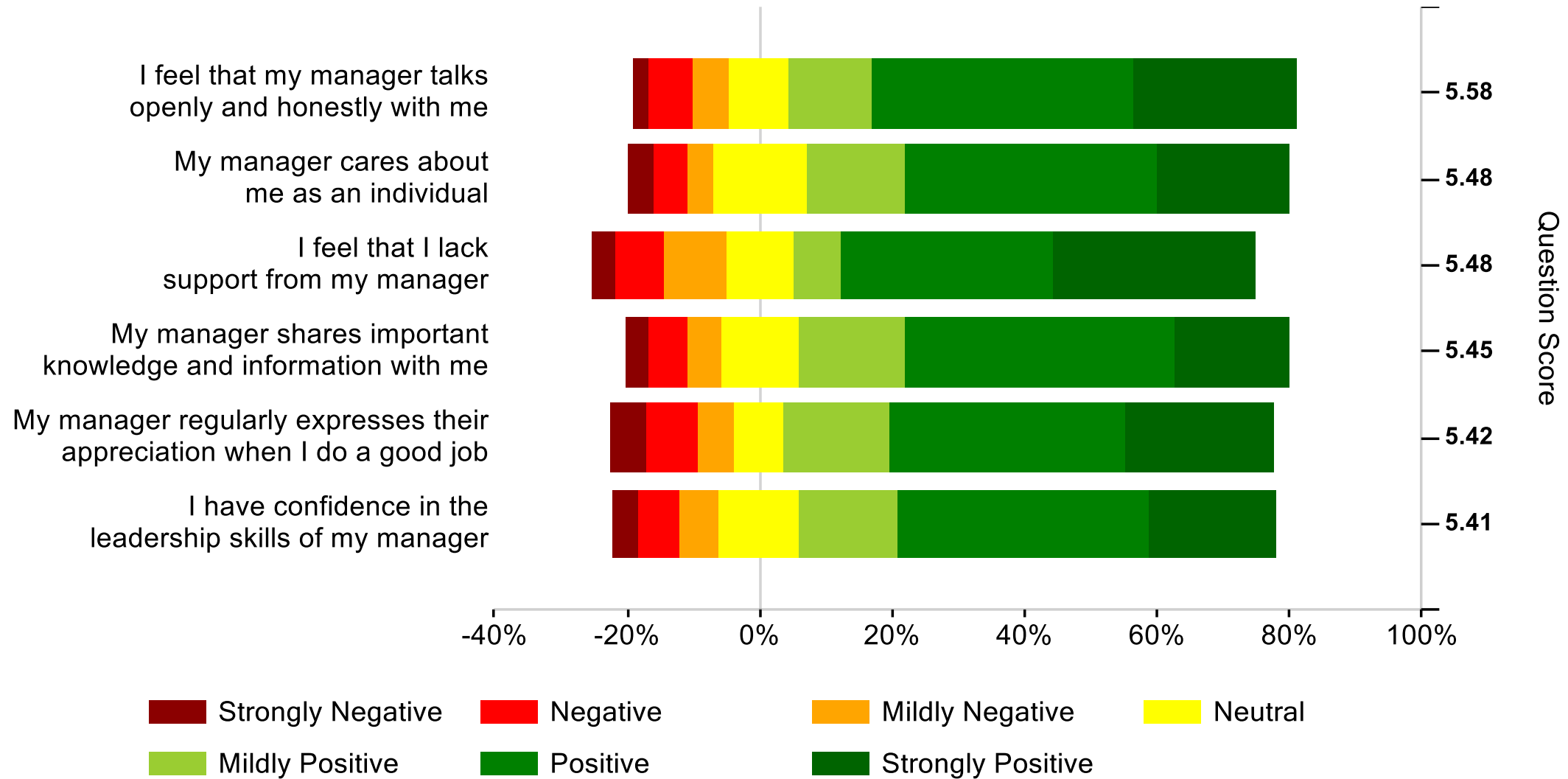
My Manager vs Benchmarks (4 of 4)

Question
My manager is an excellent role model for me
My manager shares important knowledge and information with me
I have confidence in the leadership skills of my manager
My manager does a lot of telling but not much listening
My manager motivates me to give my best every day
My manager would be quick to respond if I showed signs of being under too much pressure

Senior Manager (47/49)	
Mar 2025 Score	vs. Ones to Watch Companies SM
5.86	8
6.19	7
6.03	5
5.42	-1
5.47	5
5.92	12

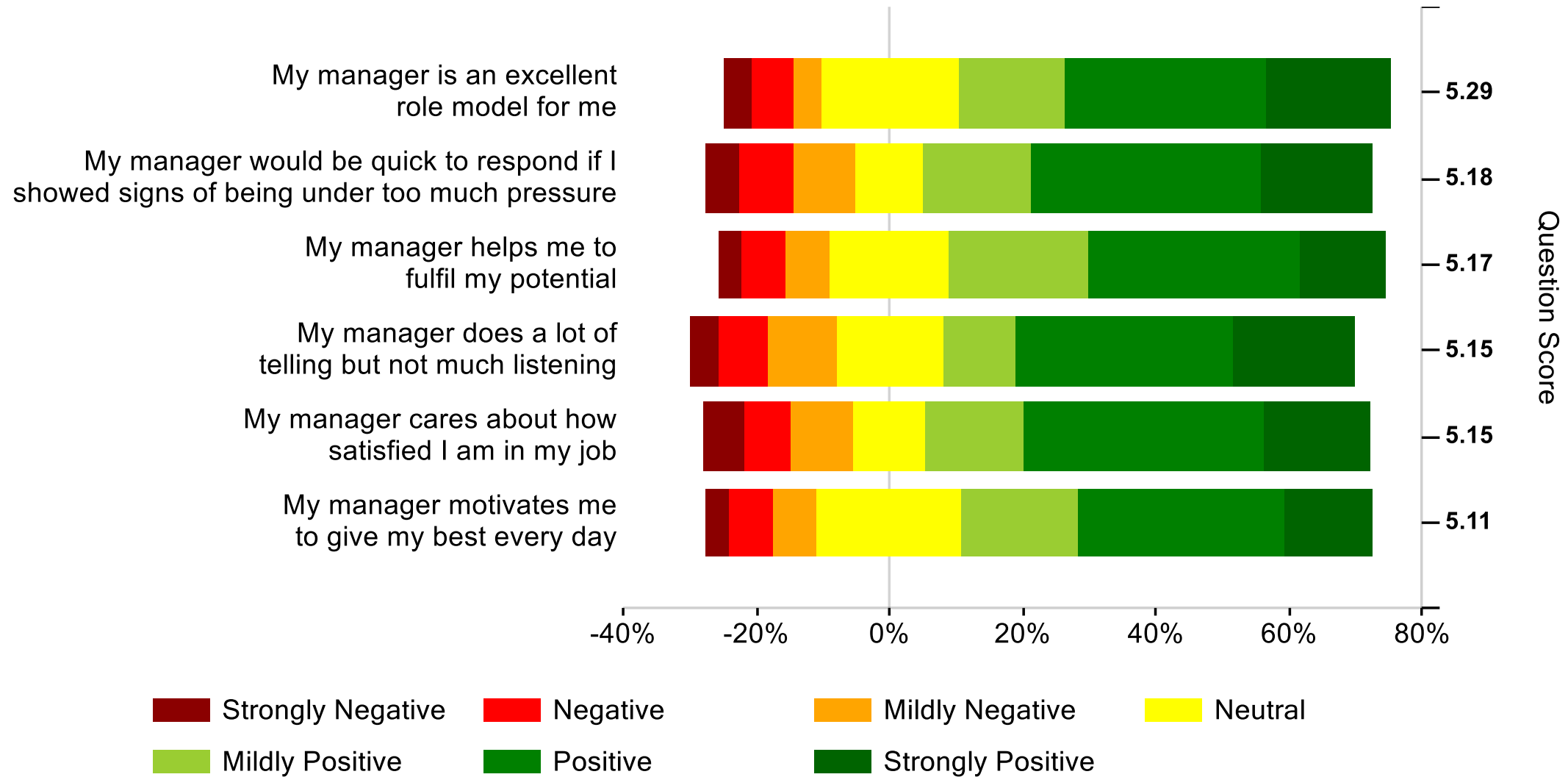
Director (7/7)	
Mar 2025 Score	vs. Ones to Watch Companies Dir
6.49	14
6.70	9
6.70	12
6.07	6
6.60	18
6.07	9

My Manager Heatmap (1 of 2)



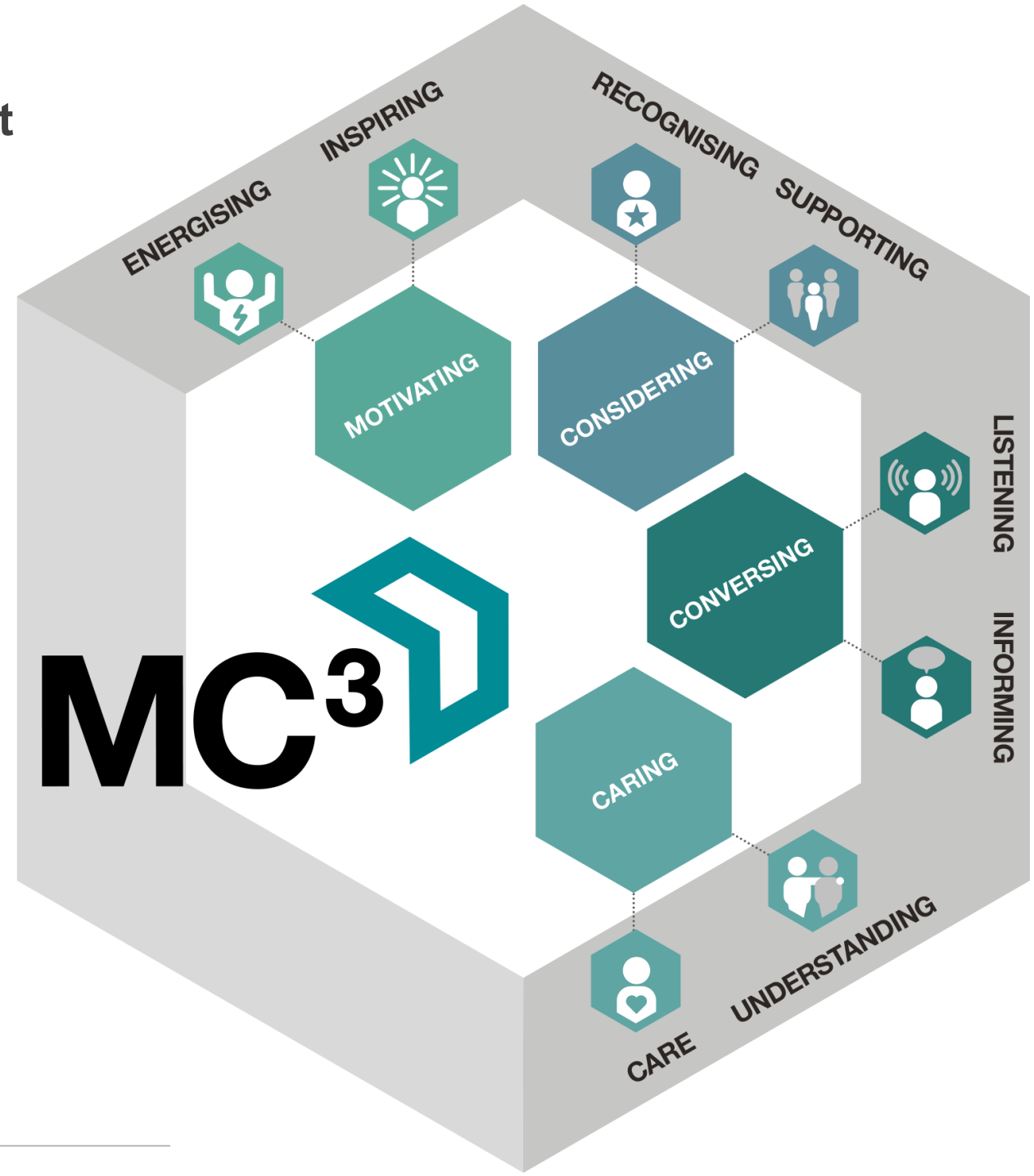
* Responses available on heatmap are from all job grades combined

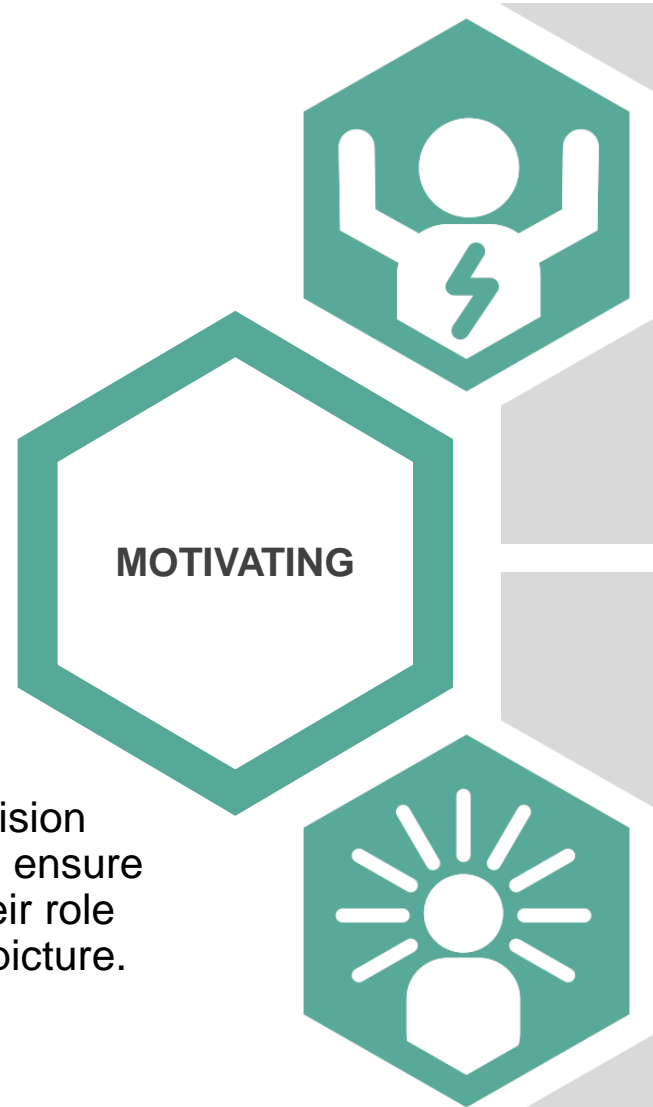
My Manager Heatmap (2 of 2)



* Responses available on heatmap are from all job grades combined

Managerial Engagement





1. Motivating

Sell the direction and vision of the organisation and ensure others can see how their role impacts on the bigger picture.

Energising

- My Manager treats everyone fairly
- What is expected of me in my work is made completely clear to me
- My team is fun to work with

Inspiring

- My manager motivates me to give my best every day
- I have confidence in the leadership skills of my manager
- My manager is an excellent role model for me



CONSIDERING

2. Considering

Recognise what you are asking from people and ensure this is realistic and achievable. Support people in achieving their tasks. Recognise and reward a job well done.

Supporting

- My manager ensures that I have the resources I need to do my job
- My manager helps me to fulfil my potential
- I feel that I lack support from my manager

Recognising

- My manager regularly expresses their appreciation when I do a good job
- Sometimes I feel that my manager takes advantage of me



CONVERSING

3. Conversing

Open the channels for effective two-way communication. Share information in an open and honest way. Be open to receiving information from others.

Informing

- I feel that my manager talks openly and honestly with me
- My manager shares important knowledge and information with me

Listening

- My manager does a lot of telling but not much listening
- I feel I can tell my manager when work is going badly



4. Caring

Recognise people have a life outside of work, respect their time for family, friends and outside interests/hobbies.

Show an interest in them as individuals and demonstrate care for their needs.

Care

- My manager cares about me as an individual
- My manager cares about how satisfied I am in my job

Understanding

- My manager takes an active interest in my wellbeing
- My manager would be quick to respond if I showed signs of being under too much pressure



MC³ by Manager Ratings

	MC3 Overall	Motivates	Inspiring	Energising	Considers	Recognising	Supporting	Converses	Listening	Informing	Cares	Understanding	Caring
3* Manager	82.58 -10	81.28 -9	82.22 -11	81.16 -8	83.33 -11	85.42 -13	83.33 -11	85.42 -11	84.79 -11	87.50 -12	84.00 -12	83.33 -12	84.72 -12
2* Manager	76.71 -4	74.99 -3	74.79 -4	75.02 -2	77.33 -5	79.17 -7	76.98 -4	80.00 -5	79.17 -5	81.67 -6	77.78 -5	77.38 -6	78.13 -5
Company Name	72.91	72.18	71.23	73.13	72.34	71.96	72.72	74.75	73.94	75.55	72.36	71.64	73.08
1* Manager	71.46 1	69.67 3	68.52 3	70.04 3	72.04 0	72.73 -1	72.07 1	74.96 0	73.33 1	76.34 -1	71.89 0	71.67 0	72.62 0
Ones to Watch Manager	65.34 8	62.59 10	59.33 12	67.88 5	66.88 5	63.19 9	62.80 10	67.06 8	63.28 11	65.40 10	64.09 8	66.28 5	67.02 6

Key: ■ 3* Manager ■ 2* Manager ■ 1* Manager ■ One to Watch Manager



How are your job grades responding about their Manager, compared to the company average?

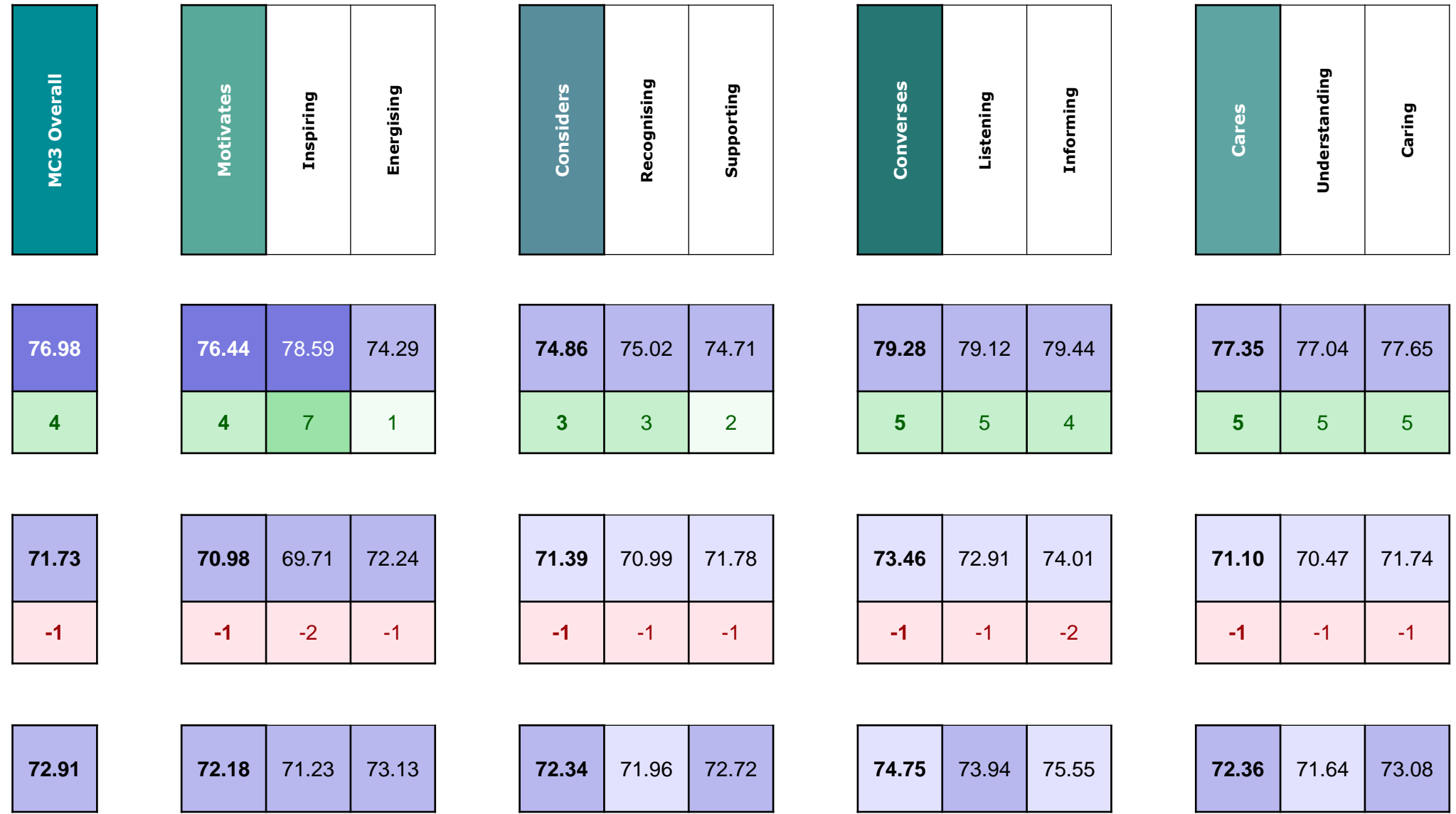


	MC3 Overall	Motivates	Inspiring	Energising	Considers	Recognising	Supporting	Converses	Listening	Informing	Cares	Understanding	Caring
Director Mar-25	87.46 15	90.07 18	90.86 20	89.28 16	85.48 13	82.32 10	88.63 16	89.13 14	84.39 10	93.88 18	85.17 13	83.51 12	86.84 14
Senior Manager Mar-25	79.70 7	77.63 5	78.23 7	77.04 4	77.14 5	77.21 5	77.06 4	82.45 8	79.21 5	85.69 10	81.58 9	79.49 8	83.66 11
Manager Mar-25	78.20 5	77.99 6	76.78 6	79.20 6	77.76 5	77.14 5	78.39 6	80.43 6	77.64 4	83.22 8	76.62 4	75.30 4	77.94 5
Company Name	72.91	72.18	71.23	73.13	72.34	71.96	72.72	74.75	73.94	75.55	72.36	71.64	73.08

Key: ■ 3* Manager ■ 2* Manager ■ 1* Manager ■ One to Watch Manager

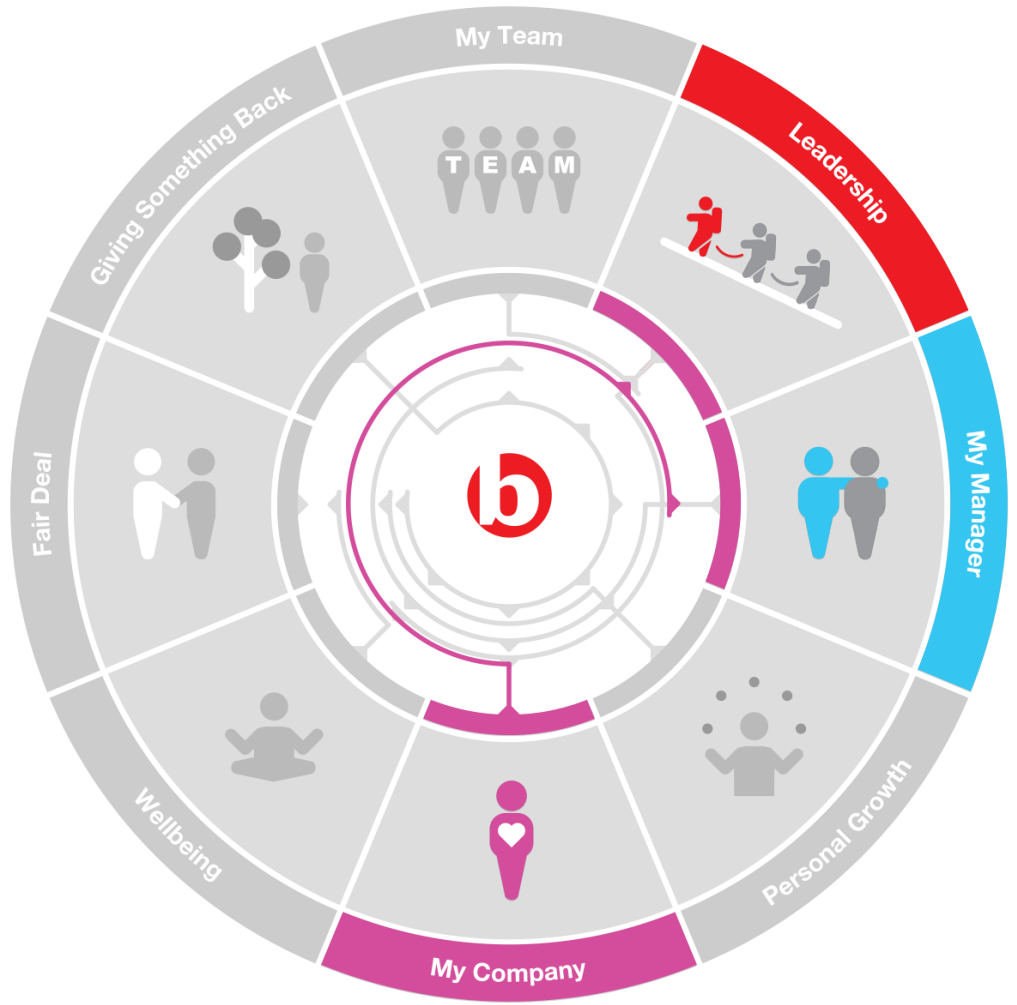


How are your job grades responding about their Manager, compared to the company average?



Key: ■ 3* Manager ■ 2* Manager ■ 1* Manager ■ One to Watch Manager

The 8 Factors and the Impact on Organisational Health



Pillar 4 – Managing & Measuring Performance around **Clarity**



best companies™

My Company vs Benchmarks (1 of 2)

Question
I believe I can make a valuable contribution to the success of this organisation
I would leave tomorrow if I had another job
I love working for this organisation
I feel proud to work for this organisation
My work is an important part of my life

Team Member (2102/3041)	
Mar 2025 Score	vs. Ones to Watch Companies TM
5.91	3
4.60	-1
4.98	-4
5.43	0
5.63	3

Team Leader/ Supervisor (1017/1369)	
Mar 2025 Score	vs. Ones to Watch Companies TL/S
6.38	5
5.05	0
5.62	2
6.21	9
6.32	8

Manager (330/413)	
Mar 2025 Score	vs. Ones to Watch Companies Mgr
6.44	3
5.59	8
5.80	4
6.31	9
6.26	3



best companies™

My Company vs Benchmarks (2 of 2)

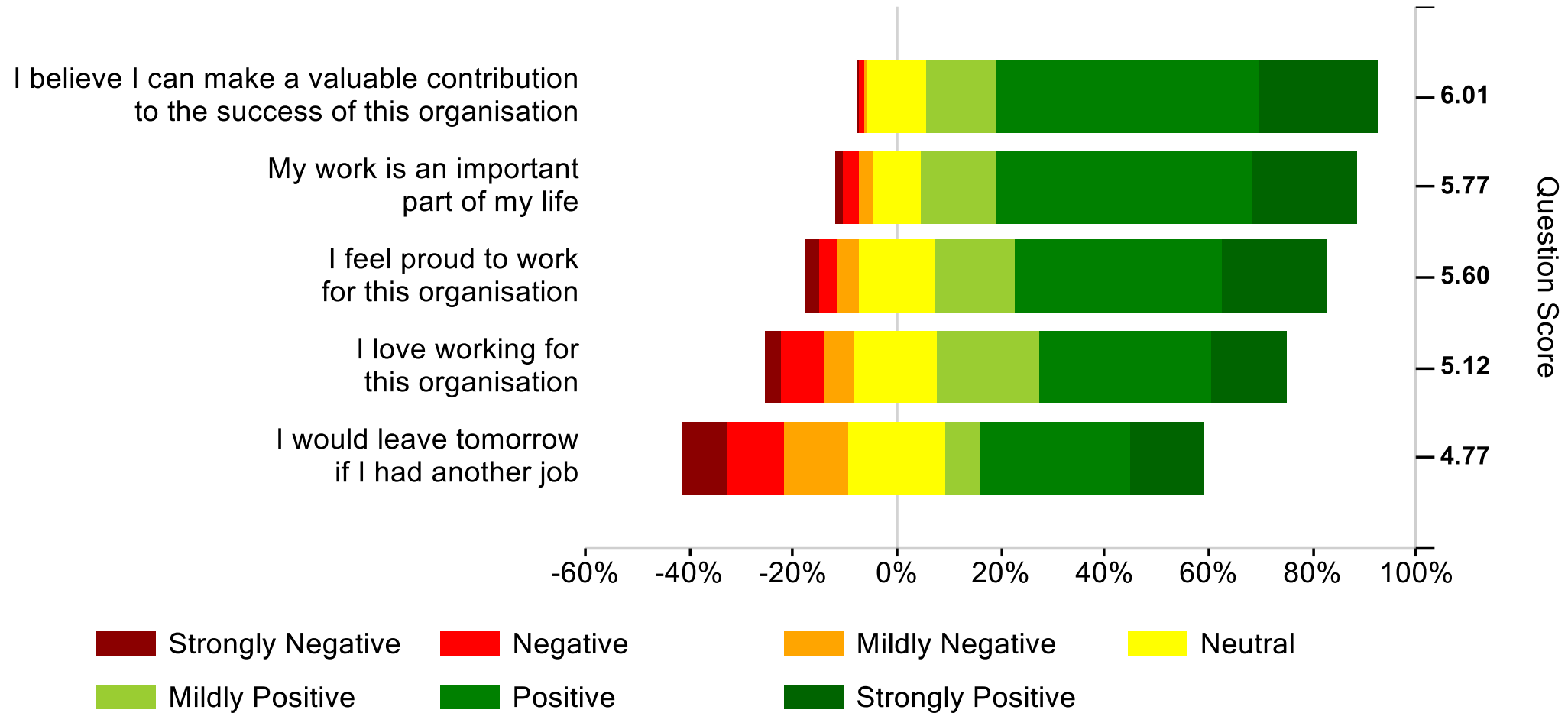
Question	Companies
I believe I can make a valuable contribution to the success of this organisation	
I would leave tomorrow if I had another job	
I love working for this organisation	
I feel proud to work for this organisation	
My work is an important part of my life	

Senior Manager (47/49)	
Mar 2025 Score	vs. Ones to Watch Companies SM
6.62	2
6.03	7
5.87	-1
6.47	5
6.53	3

Director (7/7)	
Mar 2025 Score	vs. Ones to Watch Companies Dir
6.40	-5
6.83	15
6.70	6
6.80	5
6.78	5

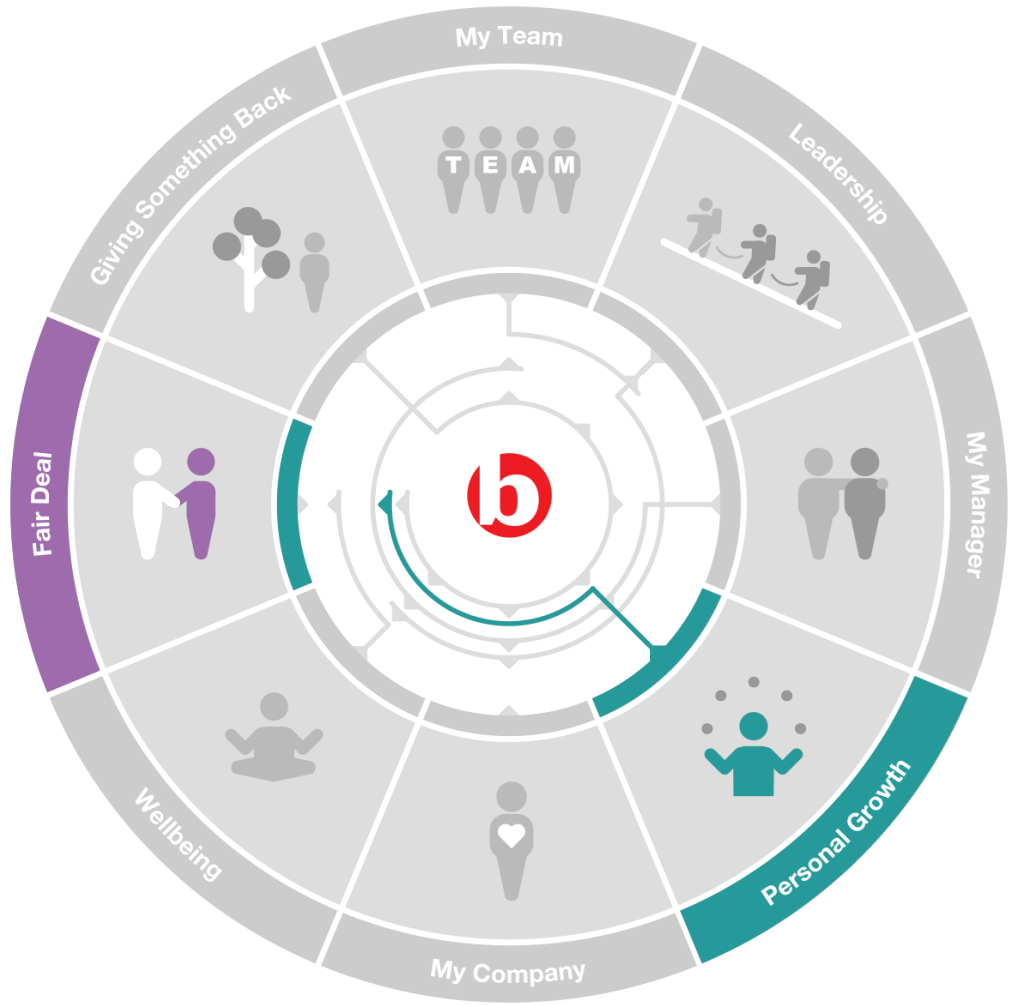


My Company Heatmap



* Responses available on heatmap are from all job grades combined

The 8 Factors and the Impact on Organisational Health



to deliver performance we need to **Grow** our people



Personal Growth vs Benchmarks (1 of 2)

Question
This job is good for my own personal growth
There are limited opportunities for me to learn and grow within this organisation
I am bored with the work I do
The training in this job is a great benefit to me personally
The experience I gain from this job is valuable for my future

Team Member (2102/3041)	
Mar 2025 Score	vs. Ones to Watch Companies TM
4.93	1
3.93	-5
4.96	1
4.14	-8
5.35	1

Team Leader/ Supervisor (1017/1369)	
Mar 2025 Score	vs. Ones to Watch Companies TL/S
5.36	5
4.45	-1
5.41	2
4.06	-10
5.90	5

Manager (330/413)	
Mar 2025 Score	vs. Ones to Watch Companies Mgr
5.91	10
5.02	5
6.10	9
4.35	-5
6.06	6



Personal Growth vs Benchmarks (2 of 2)

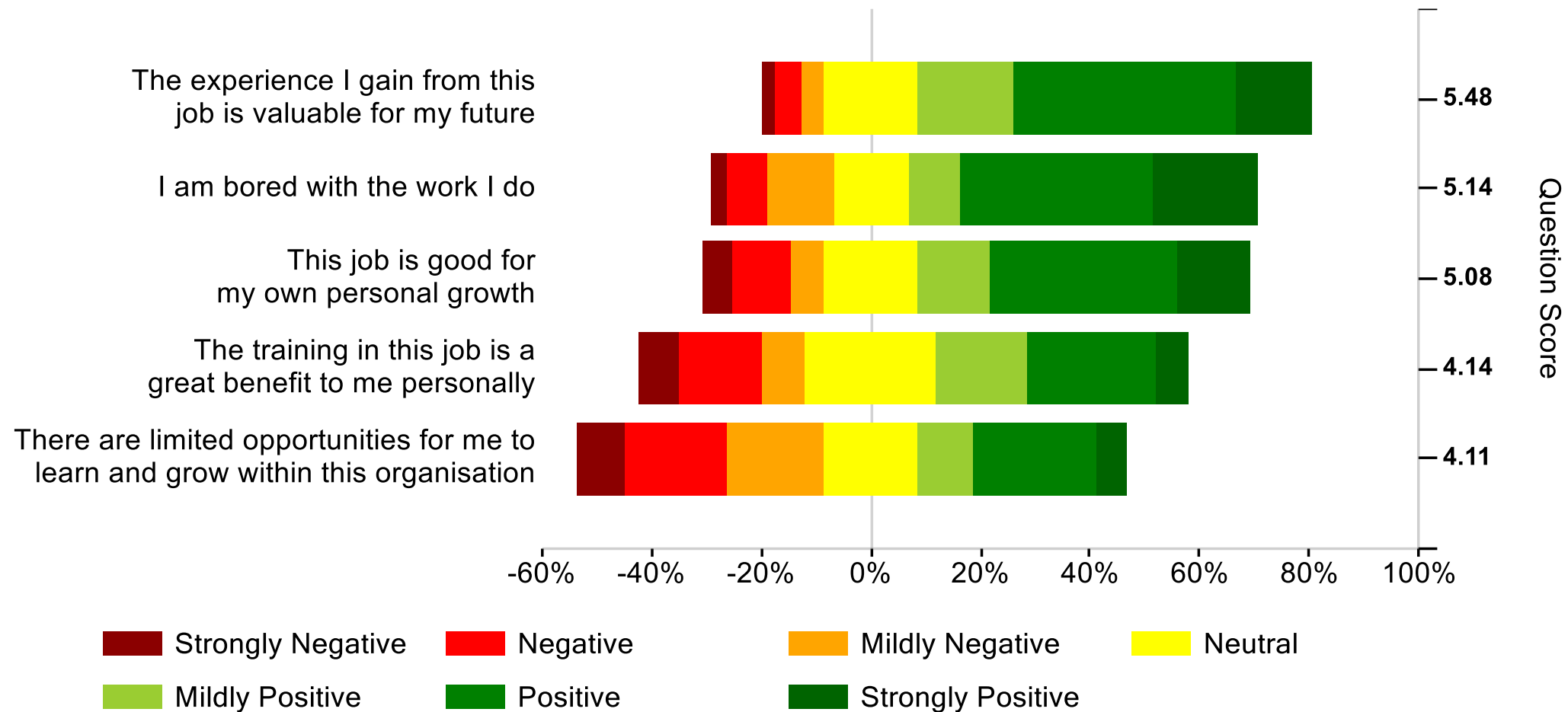
Question
This job is good for my own personal growth
There are limited opportunities for me to learn and grow within this organisation
I am bored with the work I do
The training in this job is a great benefit to me personally
The experience I gain from this job is valuable for my future

Senior Manager (47/49)	
Mar 2025 Score	vs. Ones to Watch Companies SM
6.10	6
5.34	0
6.19	2
3.78	-16
6.17	3

Director (7/7)	
Mar 2025 Score	vs. Ones to Watch Companies Dir
6.52	6
6.32	8
6.89	7
4.66	-9
6.36	0

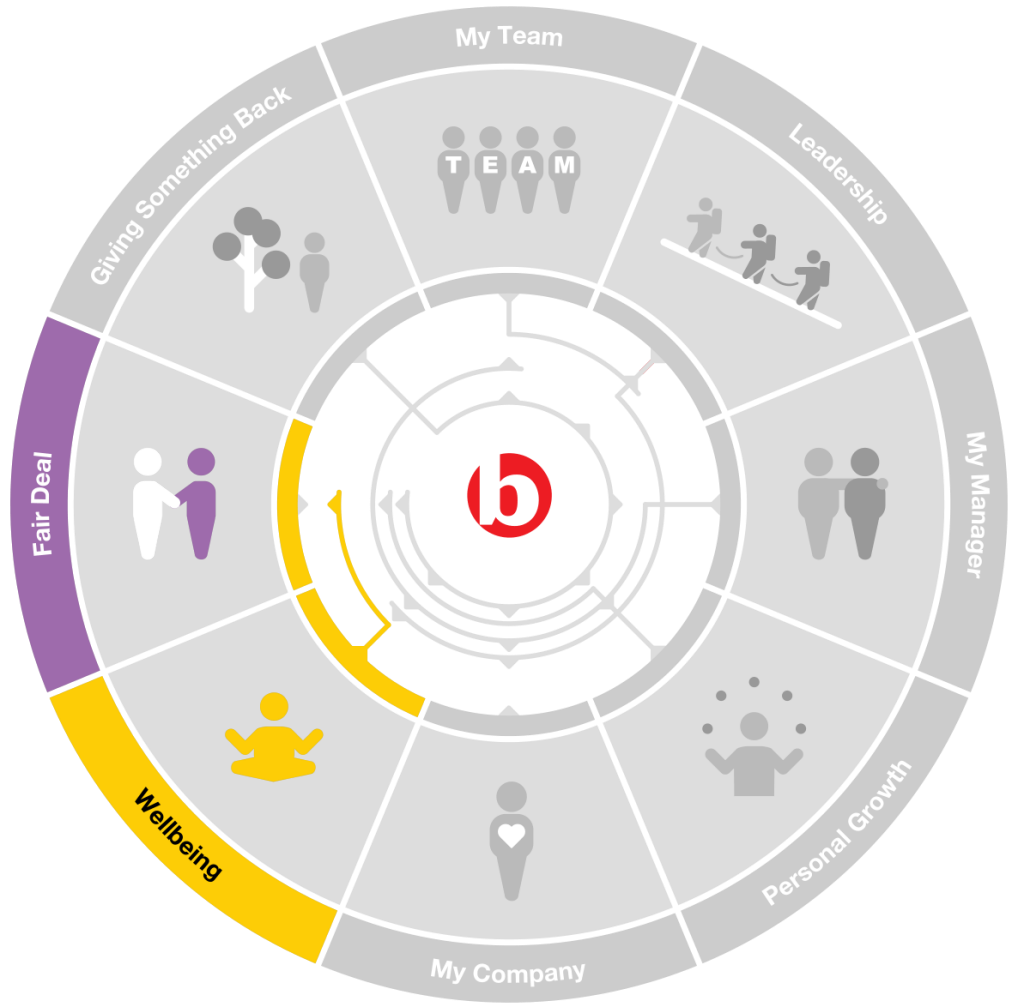


Personal Growth Heatmap



* Responses available on heatmap are from all job grades combined

The 8 Factors and the Impact on Organisational Health



while maintaining high levels of **Wellbeing**



Wellbeing vs Benchmarks (1 of 2)

Question	Team Member (2102/3041)		Team Leader/ Supervisor (1017/1369)		Manager (330/413)	
	Mar 2025 Score	vs. Ones to Watch Companies TM	Mar 2025 Score	vs. Ones to Watch Companies TL/S	Mar 2025 Score	vs. Ones to Watch Companies Mgr
I am under too much pressure at work to perform well	4.08	-5	4.05	-2	4.51	4
I am happy with the balance between my work and home life	4.75	1	3.80	-11	4.25	-2
My health is suffering because of my work	4.46	-11	4.44	-10	4.87	-4
Most days I feel exhausted when I come home from work	2.96	-8	2.75	-9	3.00	-6
My work interferes with my responsibilities at home	4.36	-7	3.48	-18	3.61	-12
My work deadlines are unrealistic	4.04	-10	3.83	-11	4.11	-6
I'm spending too much time working	3.67	-9	3.05	-14	2.58	-19



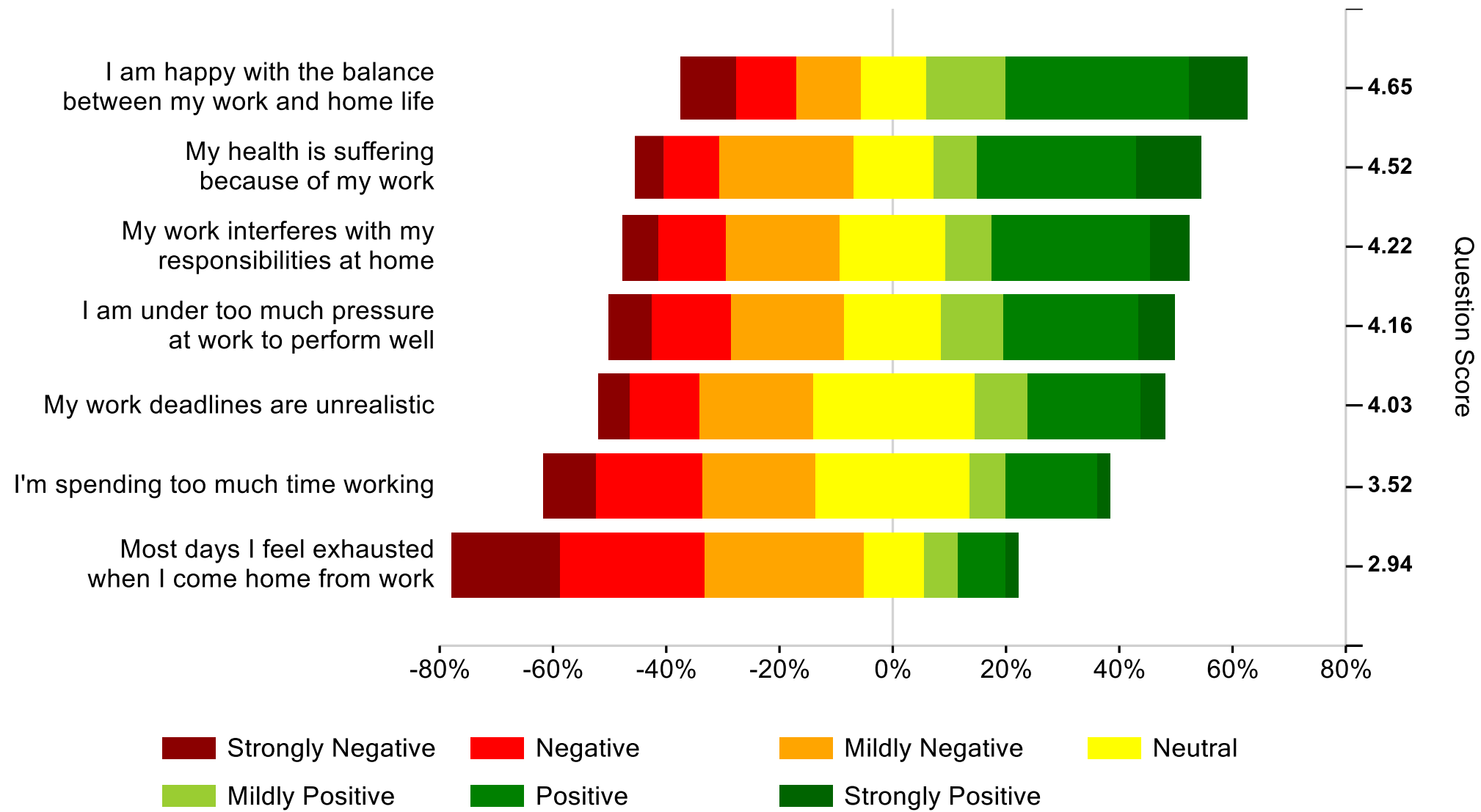
best companies™

Wellbeing vs Benchmarks (2 of 2)

Question	Senior Manager (47/49)		Director (7/7)	
	Mar 2025 Score	vs. Ones to Watch Companies SM	Mar 2025 Score	vs. Ones to Watch Companies Dir
I am under too much pressure at work to perform well	4.94	4	5.99	13
I am happy with the balance between my work and home life	4.29	-6	5.13	5
My health is suffering because of my work	4.97	-8	6.37	8
Most days I feel exhausted when I come home from work	2.63	-17	3.64	-7
My work interferes with my responsibilities at home	3.25	-19	4.72	2
My work deadlines are unrealistic	3.87	-14	5.35	5
I'm spending too much time working	2.40	-23	2.85	-22

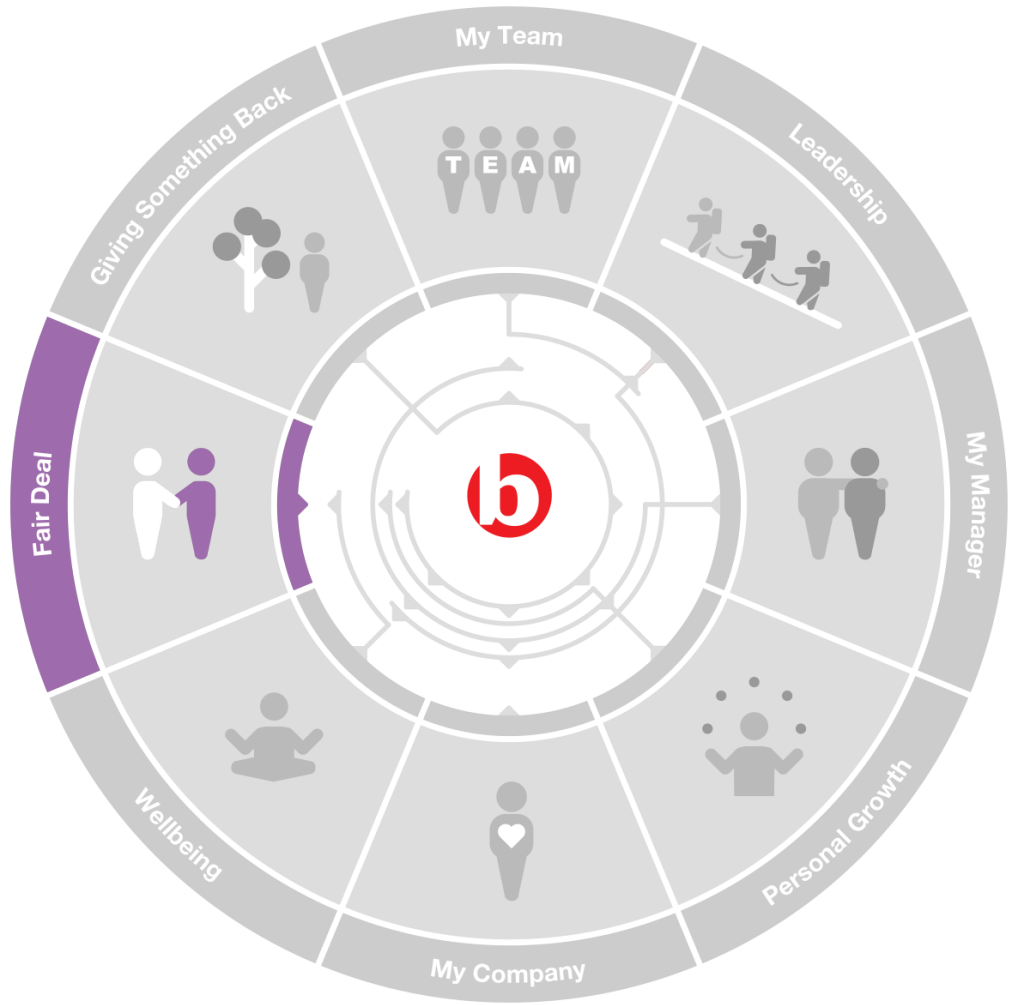


Wellbeing Heatmap



* Responses available on heatmap are from all job grades combined

The 8 Factors and the Impact on Organisational Health



ensuring that Colleagues feel well **Rewarded**



best companies™

Fair Deal vs Benchmarks (1 of 2)

Question	Team Member (2102/3041)		Team Leader/ Supervisor (1017/1369)		Manager (330/413)	
	Mar 2025 Score	vs. Ones to Watch Companies TM	Mar 2025 Score	vs. Ones to Watch Companies TL/S	Mar 2025 Score	vs. Ones to Watch Companies Mgr
I am happy with the pay and benefits I receive in this job	3.88	-3	4.45	5	4.20	-3
I am paid fairly for the work I do relative to people in similar positions in similar organisations	3.78	-1	3.97	3	4.02	-1
I am paid fairly for the work that I do relative to others within this organisation	3.85	-2	4.14	3	4.37	1
I feel I receive fair pay for the responsibilities I have in my job	3.70	-3	3.65	-6	4.10	-5



Fair Deal vs Benchmarks (2 of 2)

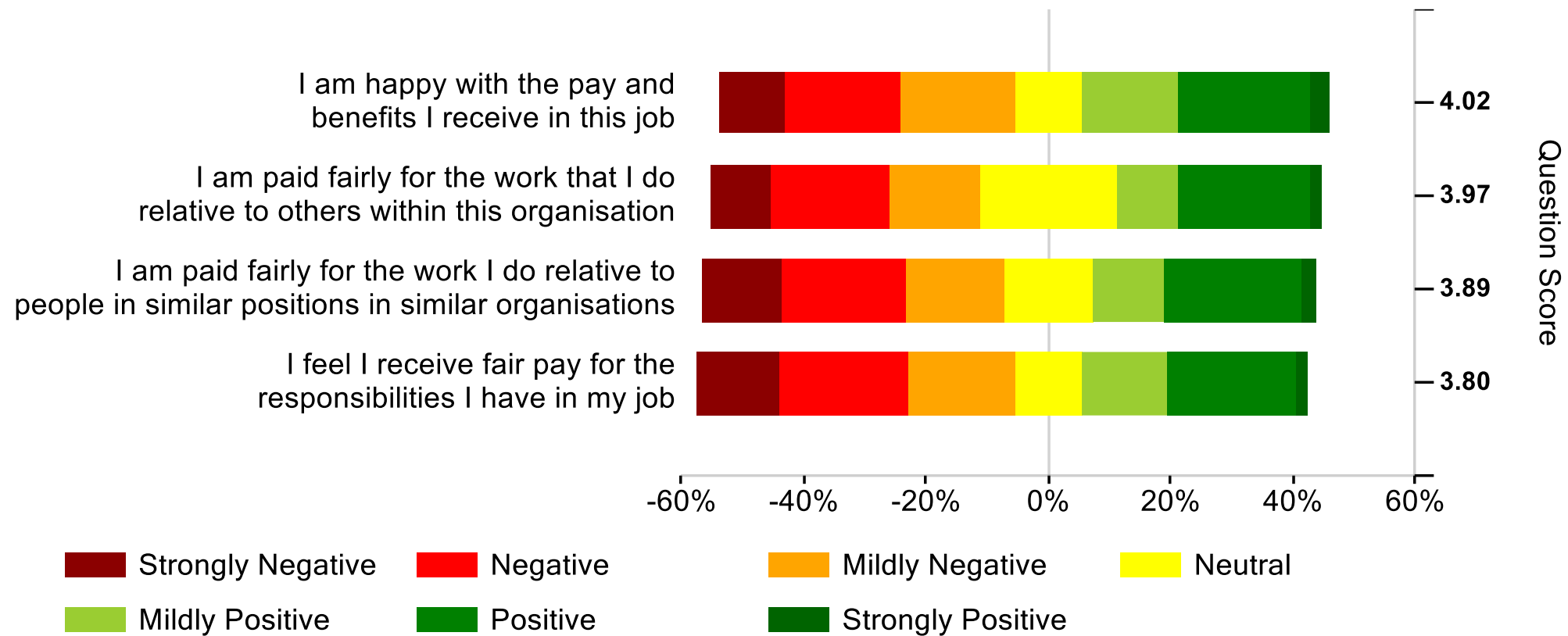
Question
I am happy with the pay and benefits I receive in this job
I am paid fairly for the work I do relative to people in similar positions in similar organisations
I am paid fairly for the work that I do relative to others within this organisation
I feel I receive fair pay for the responsibilities I have in my job

Senior Manager (47/49)	
Mar 2025 Score	vs. Ones to Watch Companies SM
5.24	4
5.45	14
5.21	4
5.26	3

Director (7/7)	
Mar 2025 Score	vs. Ones to Watch Companies Dir
6.45	14
6.45	17
5.80	0
6.45	13

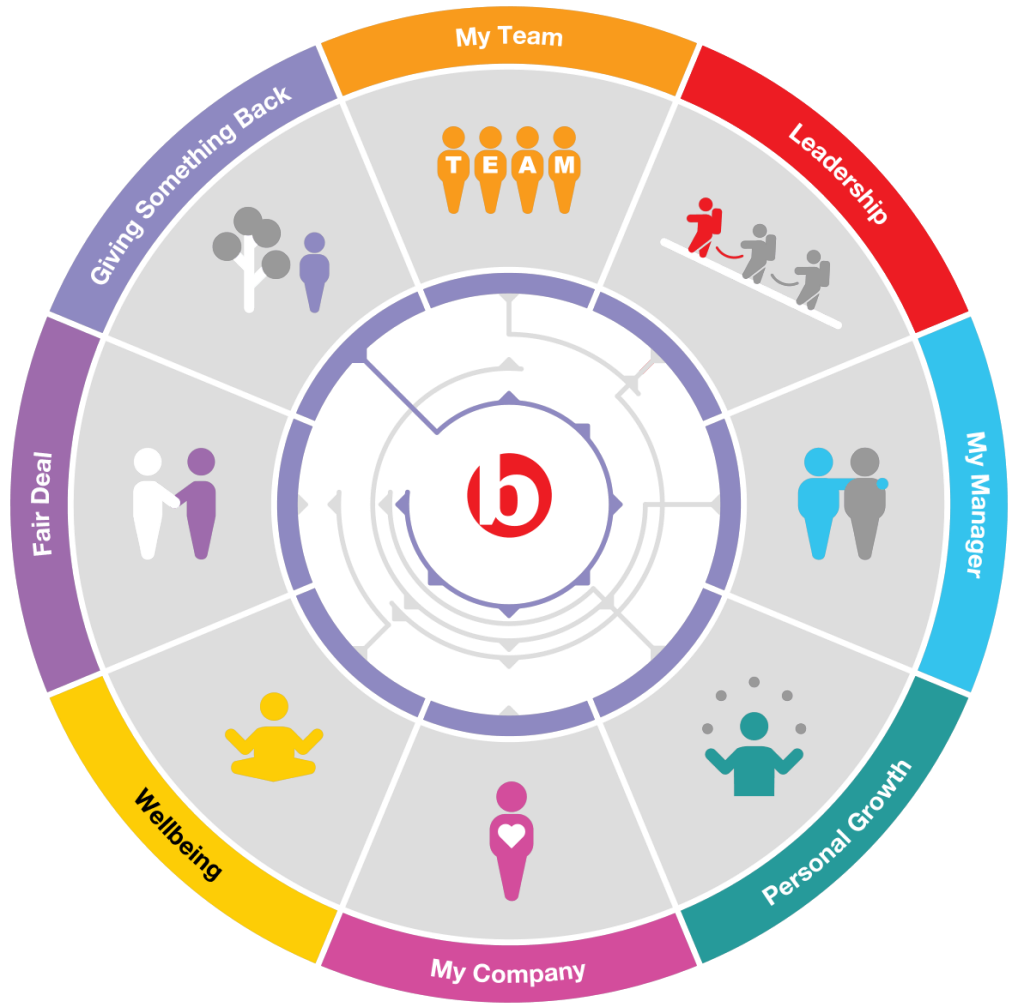


Fair Deal Heatmap



* Responses available on heatmap are from all job grades combined

The 8 Factors And The Impact On Organisational Health



while making sure that we are **Giving Something Back**



Giving Something Back vs Benchmarks (1 of 2)

Question	Team Member (2102/3041)		Team Leader/ Supervisor (1017/1369)		Manager (330/413)	
	Mar 2025 Score	vs. Ones to Watch Companies TM	Mar 2025 Score	vs. Ones to Watch Companies TL/S	Mar 2025 Score	vs. Ones to Watch Companies Mgr
I think this organisation should put more back into the local community	4.23	2	4.43	5	4.90	11
I believe this organisation does not do enough to protect the environment	3.89	-9	4.28	-3	4.29	-3
My organisation encourages charitable activities	5.62	2	5.81	3	6.15	7
This organisation has a strong social conscience	4.38	-13	4.83	-8	4.95	-8
This organisation is keen to help people from disadvantaged backgrounds	4.03	-6	4.30	-4	4.19	-5



Giving Something Back vs Benchmarks (2 of 2)

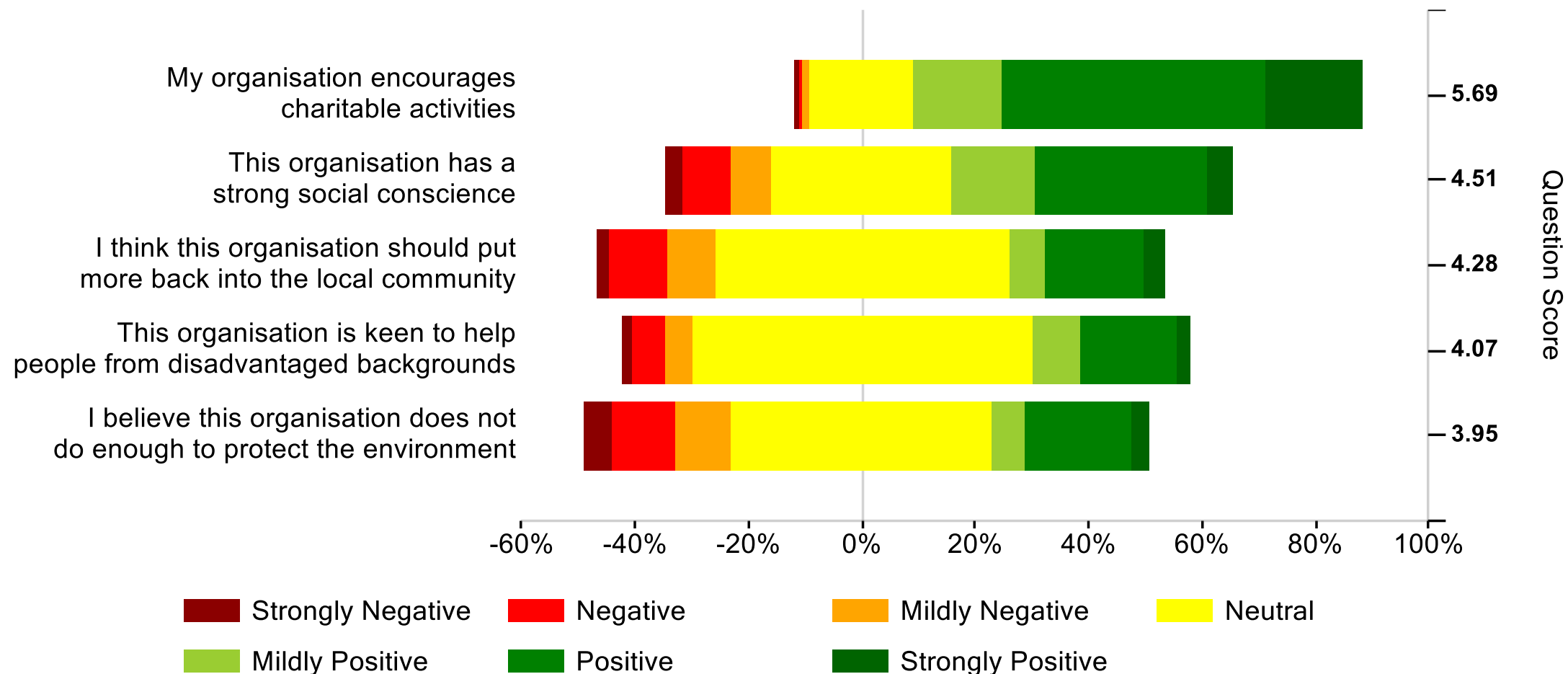
Question
I think this organisation should put more back into the local community
I believe this organisation does not do enough to protect the environment
My organisation encourages charitable activities
This organisation has a strong social conscience
This organisation is keen to help people from disadvantaged backgrounds

Senior Manager (47/49)	
Mar 2025 Score	vs. Ones to Watch Companies SM
3.98	-9
3.91	-10
6.16	6
5.47	-3
4.13	-12

Director (7/7)	
Mar 2025 Score	vs. Ones to Watch Companies Dir
4.06	-13
5.26	5
6.06	0
6.58	11
5.68	6



Giving Something Back Heatmap



* Responses available on heatmap are from all job grades combined

How do the different areas of your organisation
feel?



Employment Groups vs. 2 Star Companies 2024

Employment Group Name	No. of Responses	Mar-25 BCI Score	Factors							
			MT	L	MM	MC	PG	WB	FD	GSB
Exec Team	100% (7/7)	835.7 (3*)	27	28	26	22	11	19	41	14
HR Services	100% (30/30)	735.7 (2*)	14	15	6	12	4	23	9	4
Legal Department	93.33% (14/15)	678.8 (1*)	17	9	11	-3	-5	0	7	1
Collections Department	87.08% (809/929)	677.8 (1*)	7	7	8	6	2	3	1	-3
IT Department	93.10% (54/58)	636.5 (OTW)	1	-8	6	-6	4	-7	13	-8
Commercial Department	85.24% (52/61)	632.7 (OTW)	-1	5	-6	-1	3	-3	1	-8
Finance Division	81.48% (66/81)	631.4 (OTW)	4	-3	4	-8	1	1	-5	-8
Warehouse	66.90% (2471/3698)	571.9	-5	-11	-5	-10	-7	-12	-8	-10



Employment Groups of HR Services vs. Ones to Watch Companies

Employment Group Name	No. of Responses	Mar-25 BCI Score	Factors							
			L	MC	MM	PG	MT	WB	FD	GSB
Recruitment & L&D	100% (14/14)	758.7 (3*)	13	13	13	17	16	25	3	2
HR & Payroll	100% (16/16)	710.1 (2*)	16	17	-1	6	-9	22	14	5



Employment Groups of Collections vs. Ones to Watch Companies

Employment Group Name	No. of Responses	Mar-25 BCI Score	Factors							
			L	MC	MM	PG	MT	WB	FD	GSB
Collections	85.00% (17/20)	791.8 (3*)	20	23	24	17	16	14	13	11
Scheduling	83.33% (5/6)	750.6 (3*)	25	24	26	22	15	-13	-1	0
Quality	69.23% (9/13)	738.8 (3*)	16	13	13	15	0	11	15	10
Complaints	60.0% (18/30)	710.3 (2*)	15	7	9	1	17	12	-13	7
Customer Services	66.67% (20/30)	674.7 (1*)	8	8	9	2	-5	8	6	-5
Operations	55.21% (728/913)	663.7 (1*)	4	6	6	6	0	2	0	-5
Storage	70.59% (12/17)	615.1 (OTW)	5	-7	-6	2	0	-5	-7	-8



Employment Groups of IT Department vs. Ones to Watch Companies

Employment Group Name	No. of Responses	Mar-25 BCI Score	Factors							
			L	MC	MM	PG	MT	WB	FD	GSB
IT Leadership	91.67% (11/12)	652.7 (OTW)	13	-1	3	-3	2	-11	12	-3
IT Team	93.48% (43/46)	631.8 (OTW)	-3	-10	6	-6	4	-6	13	-9



Employment Groups of Commercial Department vs. Ones to Watch Companies

Employment Group Name	No. of Responses	Mar-25 BCI Score	Factors							
			L	MC	MM	PG	MT	WB	FD	GSB
Commercial	85.71% (6/7)	691.8 (1*)	0	10	16	-11	5	11	9	2
Marketing	85.71% (6/7)	662.0 (1*)	8	9	8	11	5	-3	-11	-14
Commercial Leadership	71.43% (5/7)	660.2 (1*)	2	4	4	5	1	-8	16	-6
Commercial Private	100% (5/5)	562.9	-8	-14	-28	-11	4	-12	3	-7
Commercial Admin	55.56% (5/9)	544.0	-11	5	-63	1	8	-17	10	-16



Employment Groups of Finance Division vs. Ones to Watch Companies

Employment Group Name	No. of Responses	Mar-25 BCI Score	Factors							
			L	MC	MM	PG	MT	WB	FD	GSB
Finance Leadership	100% (13/13)	682.9 (1*)	8	4	12	0	10	-6	10	-3
Finance Team	69.05% (29/42)	604.8 (OTW)	3	-9	-1	-11	-5	5	-13	-10
Analytics & Strategic Performance	66.67% (4/6)	-	-	-	-	-	-	-	-	-



Employment Groups of Warehouse vs. Ones to Watch Companies

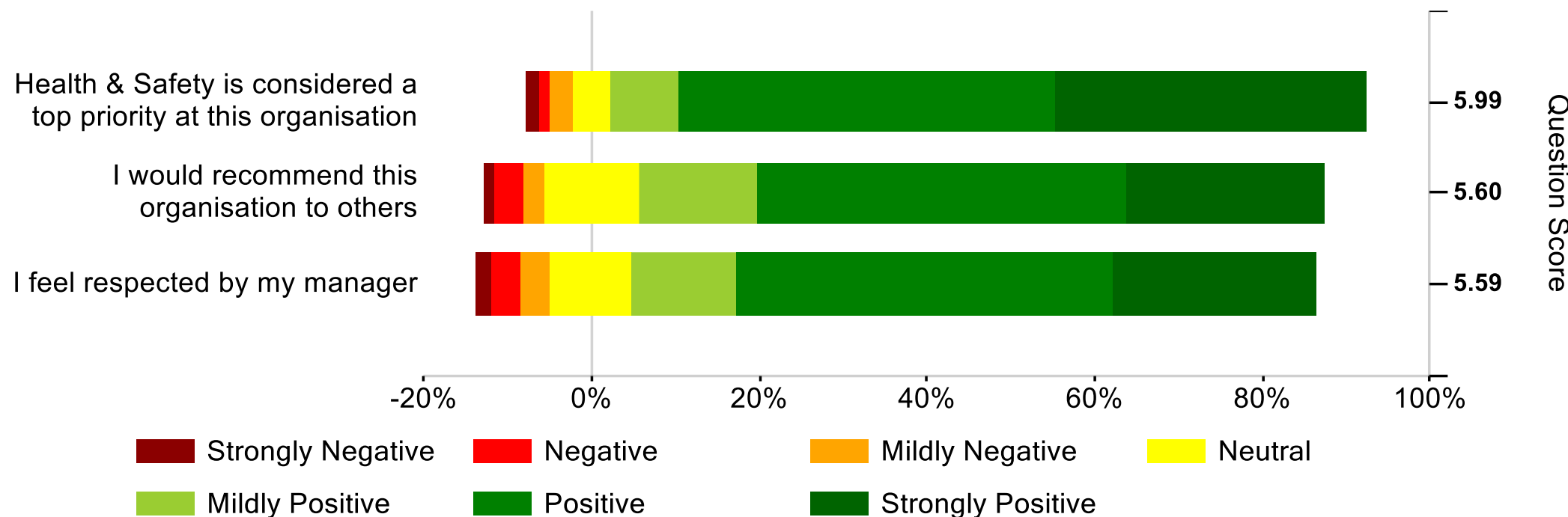
Employment Group Name	No. of Responses	Mar-25 BCI Score	Factors							
			L	MC	MM	PG	MT	WB	FD	GSB
Training	40.0% (8/20)	708.8 (2*)	8	15	5	14	-1	3	16	6
Supply Chain	85.71% (6/7)	693.9 (1*)	7	4	12	8	10	3	-7	4
Group Services	86.67% (13/15)	682.0 (1*)	9	0	21	6	8	5	-19	-3
Warehouse Leadership	77.78% (7/9)	678.1 (1*)	24	17	6	-7	-1	-7	6	1
Planning	75.00% (12/16)	651.2 (OTW)	-6	-2	11	3	3	13	-22	-4
Logistics Support Team	87.50% (7/7)	636.4 (OTW)	14	4	5	-10	-8	-5	-19	13
Logistics Depots	63.16% (84/133)	612.6 (OTW)	1	0	1	-1	-4	-20	0	-3
Customer Services	79.32% (1188/1237)	580.9	-7	-12	-1	-12	-3	-10	-9	-8



Bespoke Questions



Bespoke Questions Heatmap



* Responses available on heatmap are from all job grades combined



“Helping to make the world
a better workplace”

Best Companies Limited

Tel: 01978 856 222